


Surface Mount RF Transformer

50Ω 500 to 2500 MHz

TCM4-25+



CASE STYLE: DB714

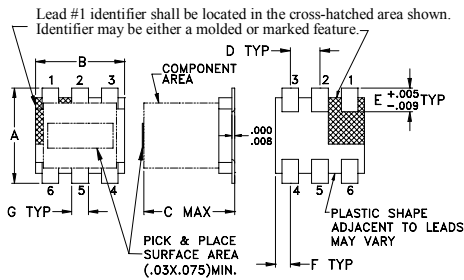
Maximum Ratings

Operating Temperature	-40°C to 85°C
Storage Temperature	-55°C to 100°C
RF Power	0.25W
DC Current	30mA

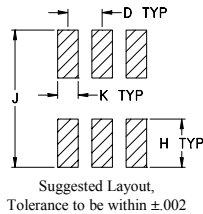
Pin Connections

PRIMARY DOT	6
PRIMARY	4
SECONDARY DOT	3
SECONDARY	1
SECONDARY CT	2
NOT USED	5

Outline Drawing



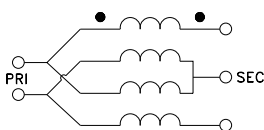
PCB Land Pattern



Outline Dimensions (inch/mm)

A	B	C	D	E	F	
.160	.150	.160	.050	.040	.025	
4.06	3.81	4.06	1.27	1.02	0.64	
G	H	J	K			wt
.028	.065	.190	.030			grams
0.71	1.65	4.83	0.76			0.15

Config. H



Notes

- Performance and quality attributes and conditions not expressly stated in this specification document are intended to be excluded and do not form a part of this specification document.
- Electrical specifications and performance data contained in this specification document are based on Mini-Circuit's applicable established test performance criteria and measurement instructions.
- The parts covered by this specification document are subject to Mini-Circuits standard limited warranty and terms and conditions (collectively, "Standard Terms"); Purchasers of this part are entitled to the rights and benefits contained therein. For a full statement of the Standard Terms and the exclusive rights and remedies thereunder, please visit Mini-Circuits' website at www.minicircuits.com/MCLStore/terms.jsp

Features

- wide bandwidth, 500 to 2500 MHz
- balanced transmission line with secondary center tap
- good return loss
- plastic base with solder plated leads
- aqueous washable

Applications

- PCS
- cellular

+RoHS Compliant
The +Suffix identifies RoHS Compliance. See our web site for RoHS Compliance methodologies and qualifications

Available Tape and Reel at no extra cost	
Reel Size	Devices/Reel
7"	20, 50, 100, 200, 500
13"	1000, 2000

Transformer Electrical Specifications

Ω RATIO (Secondary/Primary)	FREQUENCY (MHz)	INSERTION LOSS*		
		3 dB MHz	2 dB MHz	1 dB MHz
4	500-2500	500-2500	700-1500	750-1200

* Insertion Loss is referenced to mid-band loss, 0.2 dB typ.

Typical Performance Data

FREQUENCY (MHz)	INSERTION LOSS (dB)	INPUT R. LOSS (dB)
400.00	1.66	6.09
500.00	1.07	8.37
600.00	0.74	10.92
700.00	0.54	13.81
800.00	0.42	17.29
900.00	0.38	21.02
1000.00	0.37	22.67
1100.00	0.40	20.79
1200.00	0.43	18.40
1300.00	0.48	16.41
1400.00	0.53	14.94
1500.00	0.59	13.79
1600.00	0.64	12.90
1800.00	0.74	11.65
2000.00	0.84	10.75
2200.00	0.96	10.03
2400.00	1.08	9.35
2500.00	1.14	8.96
2800.00	1.38	7.82
3000.00	1.59	7.06

