

Cascadable Amplifier 10 - 1000 MHz

Rev. V5


Features

- High Dynamic Range
- High Output Power: +16 dBm
- High IP3: +30 dBm
- Low Noise: 3.8 dB

Description

The A18-1 RF amplifier is a discrete hybrid design, which uses thin film manufacturing processes for accurate performance and high reliability. This single stage GaAs FET feedback amplifier design displays impressive performance characteristics over a broadband frequency range. An RF choke is used for DC power supply decoupling. Both TO-8 and surface mount packages are hermetically sealed, and MIL-STD-883 environmental screening is available.

Product Image



Ordering Information

Part Number	Package
A18-1	TO-8
SMA18-1	Surface Mount
CA18-1	SMA Connectorized ¹

1. The connectorized version is not RoHS compliant.

Electrical Specifications²: $Z_0 = 50 \Omega$, $V_{CC} = +15 V_{DC}$

Parameter	Units	Typical	Guaranteed	
		25°C	0°C to +50°C	-54°C to +85°C
Frequency	MHz	5 - 1100	10 - 1000	10 - 1000
Small Signal Gain (min)	dB	14.7	14.0	13.5
Gain Flatness (max)	dB	±0.3	±0.5	±1.0
Reverse Isolation	dB	17	—	—
Noise Figure (max)	dB	3.8	5.0	5.5
Power Output @ 1 dB comp. (min)	dBm	16.0	15.0	14.5
IP3	dBm	30	—	—
IP2	dBm	42	—	—
Second Order Harmonic IP	dBm	45	—	—
VSWR Input / Output (max)		1.5:1 / 1.5:1	1.8:1 / 1.8:1	2.0:1 / 2.0:1
DC Current @ 15 Volts (max)	mA	44	46	48

2. Over temperature performance limits for part number CA18-1, guaranteed from 0°C to +50°C only.

Absolute Maximum Ratings

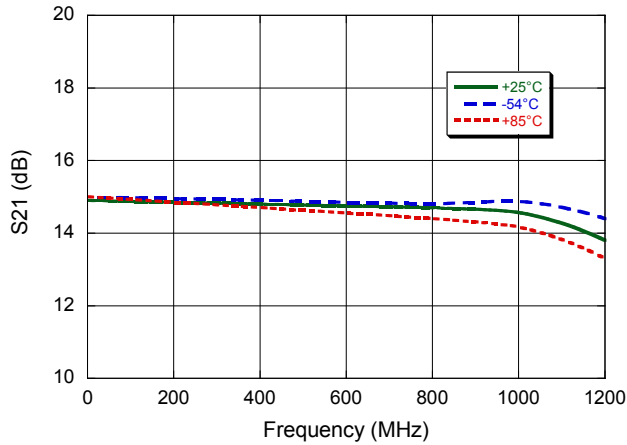
Parameter	Absolute Maximum
DC Voltage	+17 V
Continuous Input Power	+13 dBm
Short Term Input power (1 minute max.)	50 mW
Peak Power (3 μ sec max.)	0.5 W
“S” Series Burn-In Temperature (case)	+125°C
Case Temperature	+125°C
Storage Temperature	-62°C to +125°C

Thermal Data: $V_{CC} = +15 V_{DC}$

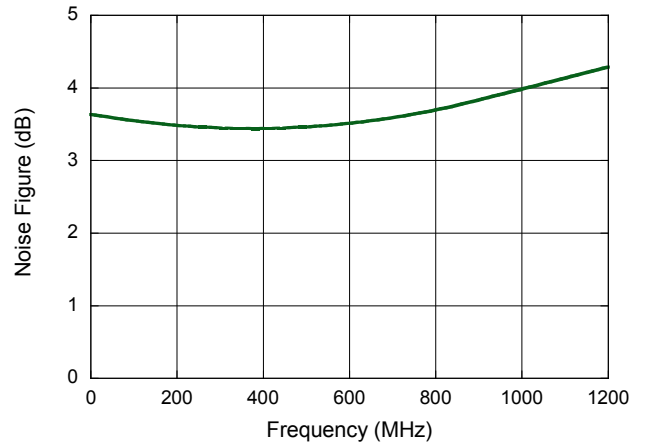
Parameter	Rating
Thermal Resistance (θ_{jc})	145°C/W
Transistor Power Dissipation (P_d)	0.4 W
Junction Temperature Rise Above Case (T_{jc})	+58°C

Typical Performance Curves

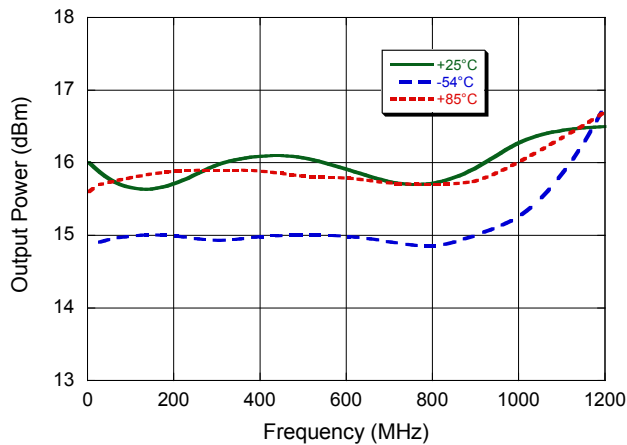
Gain



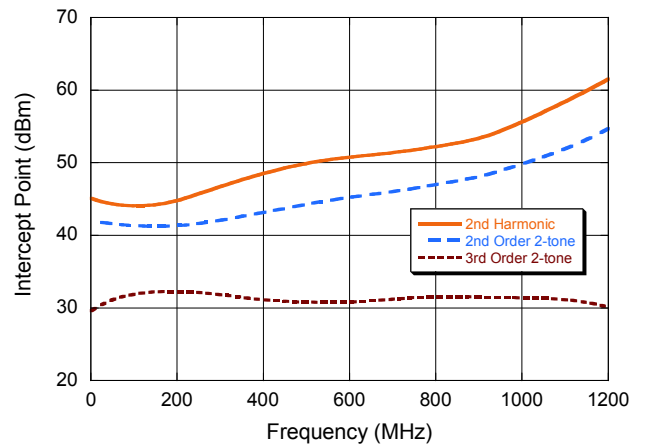
Noise Figure



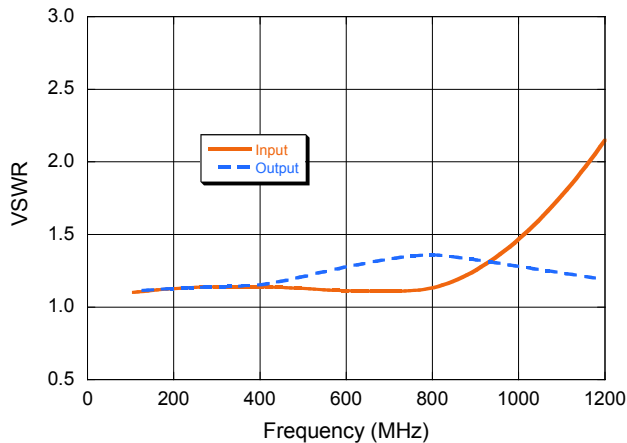
Output Power



Intercept Point



VSWR



A18-1 / SMA18-1

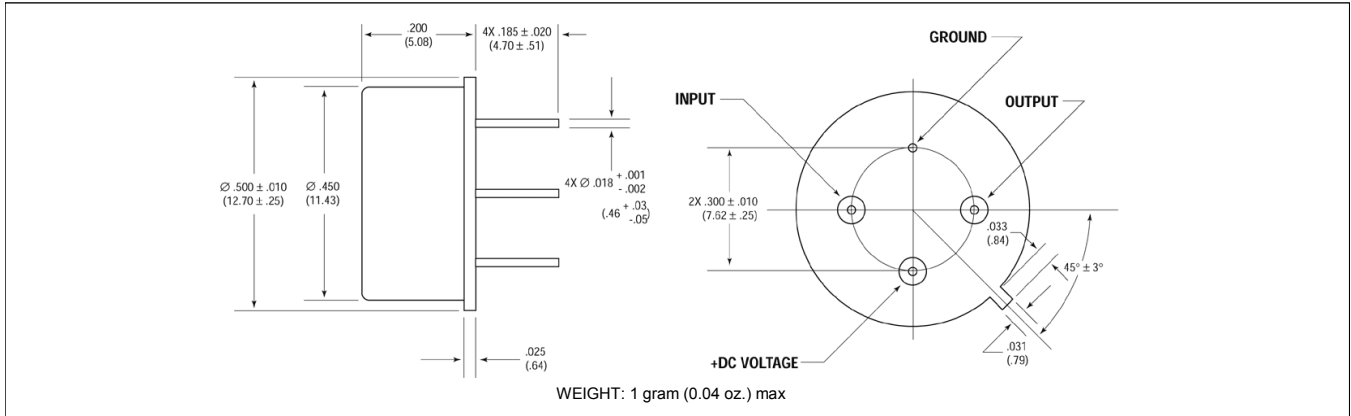


Cascadable Amplifier
10 - 1000 MHz

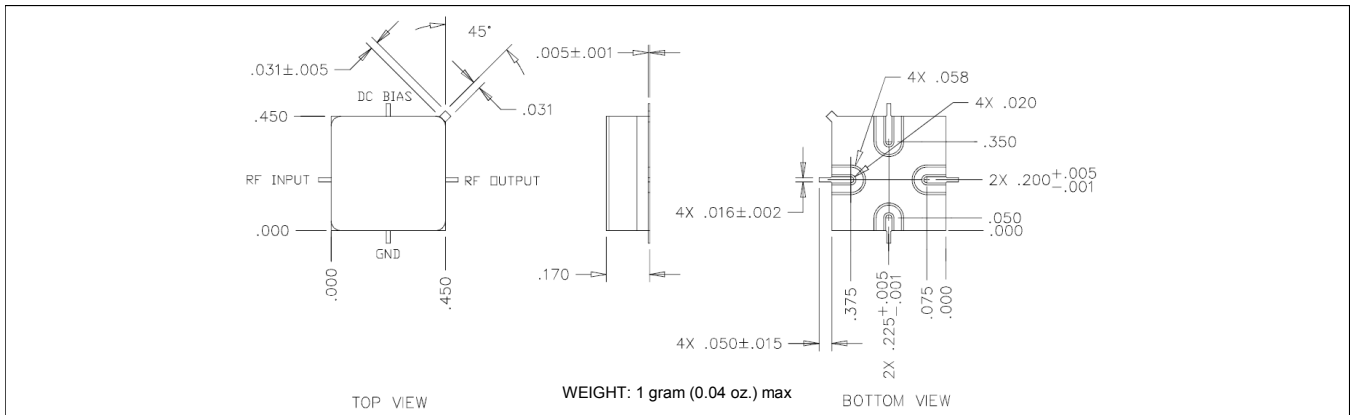
Rev. V5

Outline Drawings³:

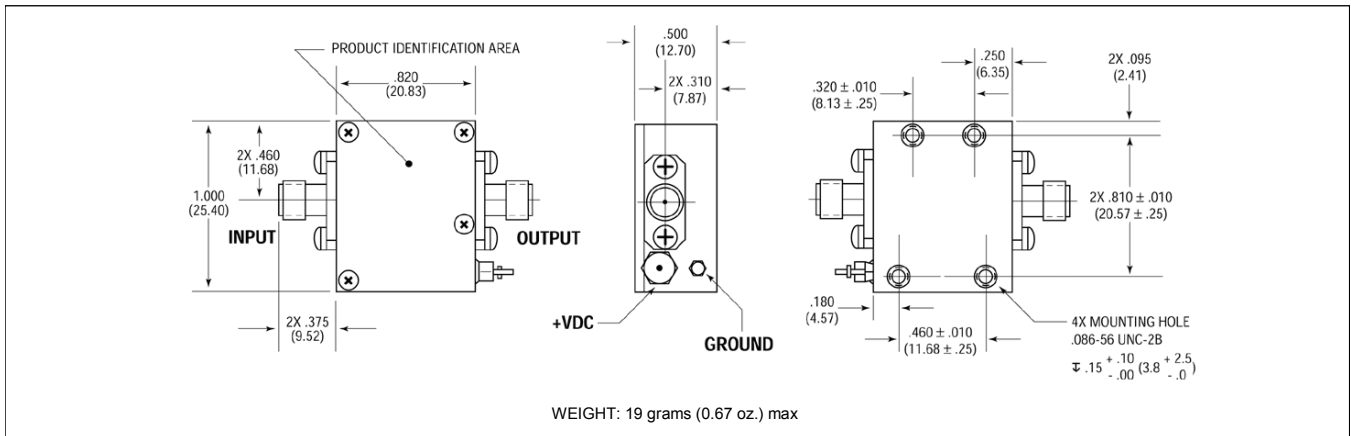
TO-8



Surface Mount



SMA Connectorized



3. Dimensions are inches (millimeters) ±0.015 (0.38) unless otherwise specified.

M/A-COM Technology Solutions Inc. All rights reserved.

Information in this document is provided in connection with M/A-COM Technology Solutions Inc ("MACOM") products. These materials are provided by MACOM as a service to its customers and may be used for informational purposes only. Except as provided in MACOM's Terms and Conditions of Sale for such products or in any separate agreement related to this document, MACOM assumes no liability whatsoever. MACOM assumes no responsibility for errors or omissions in these materials. MACOM may make changes to specifications and product descriptions at any time, without notice. MACOM makes no commitment to update the information and shall have no responsibility whatsoever for conflicts or incompatibilities arising from future changes to its specifications and product descriptions. No license, express or implied, by estoppel or otherwise, to any intellectual property rights is granted by this document.

THESE MATERIALS ARE PROVIDED "AS IS" WITHOUT WARRANTY OF ANY KIND, EITHER EXPRESS OR IMPLIED, RELATING TO SALE AND/OR USE OF MACOM PRODUCTS INCLUDING LIABILITY OR WARRANTIES RELATING TO FITNESS FOR A PARTICULAR PURPOSE, CONSEQUENTIAL OR INCIDENTAL DAMAGES, MERCHANTABILITY, OR INFRINGEMENT OF ANY PATENT, COPYRIGHT OR OTHER INTELLECTUAL PROPERTY RIGHT. MACOM FURTHER DOES NOT WARRANT THE ACCURACY OR COMPLETENESS OF THE INFORMATION, TEXT, GRAPHICS OR OTHER ITEMS CONTAINED WITHIN THESE MATERIALS. MACOM SHALL NOT BE LIABLE FOR ANY SPECIAL, INDIRECT, INCIDENTAL, OR CONSEQUENTIAL DAMAGES, INCLUDING WITHOUT LIMITATION, LOST REVENUES OR LOST PROFITS, WHICH MAY RESULT FROM THE USE OF THESE MATERIALS.

MACOM products are not intended for use in medical, lifesaving or life sustaining applications. MACOM customers using or selling MACOM products for use in such applications do so at their own risk and agree to fully indemnify MACOM for any damages resulting from such improper use or sale.