

IMPEDANCE MATCHING PADS

BNC (50Ω)/Type F (75 Ω), DC - 3 GHz, 5.7 dB

SPECIFICATIONS:

Models: 9078-50/75, 9090-50/75, 9087-50/75, 9086-50/75

RoHS
Compliant

AEROFLEX
A passion for performance.

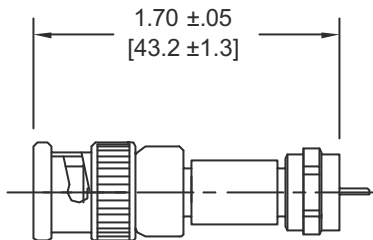
Electrical:

Frequency Range _____ DC - 3 GHz
 Attenuation _____ 5.7 ±0.5 dB
 VSWR _____ 1.25:1 Max.
 Input Power _____ 2 Watts Avg @ +25°C
 Derated Linearly to 0.5 Watts @ +125°C
 Peak Power _____ 250 Watts Max.
 (5uSec Pulse, .05% Duty Cycle)

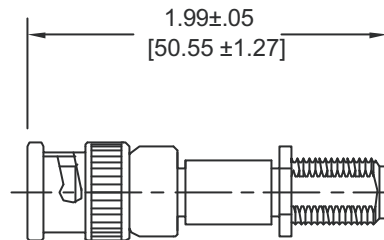
Mechanical:

BNC Connectors _____ Nickel Plated Brass
 Mates with MILSTD-348
 Type F Connectors _____ Nickel Plated Brass
 Housings _____ Passivated Stainless Steel
 Center Contacts _____ Gold Plated Beryllium Copper

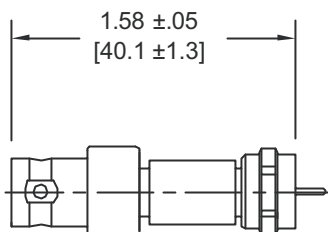
Model Number: **9087-50/75**
 BNC Male / Type F Male



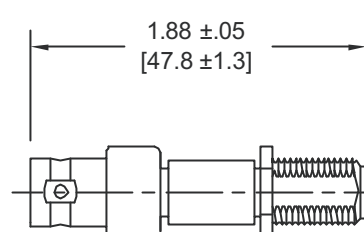
Model Number: **9078-50/75**
 BNC Male / Type F Female



Model Number: **9086-50/75**
 BNC Female / Type F Male



Model Number: **9090-50/75**
 BNC Female / Type F Female



Note: Dimensions in Brackets are Expressed in Millimeters and are for Reference Only.

9087-50/75: REV F

AEROFLEX
INMET

Aeroflex / Inmet, Inc. • 300 Dino Drive, Ann Arbor, MI 48103 • U.S.A.
 888-244-6638 or 734-426-5553 • FAX: 734-426-5557
 www.aeroflex.com/inmet • inmet@aeroflex.com