

Plug-In

# RF Transformer

50Ω 0.3 to 120 MHz

## TMO-13-1T+



CASE STYLE: A11  
PRICE: \$10.70 ea. QTY (1-9)

**+RoHS Compliant**

The +Suffix identifies RoHS Compliance. See our web site for RoHS Compliance methodologies and qualifications

### Maximum Ratings

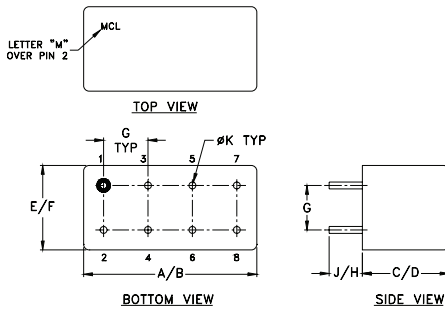
Operating Temperature	-55°C to 100°C
Storage Temperature	-55°C to 100°C
RF Power	0.25W
DC Current	30mA

Permanent damage may occur if any of these limits are exceeded.

### Pin Connections

PRIMARY DOT	1
PRIMARY	5
SECONDARY DOT	2
SECONDARY	6
SECONDARY CT	4
CASE GROUND	7, 8
NOT USED	3

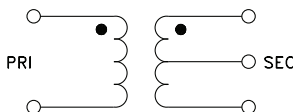
### Outline Drawing



### Outline Dimensions (inch/mm)

A	B	C	D	E	F
.480	.500	.240	.255	.210	.230
12.19	12.70	6.10	6.48	5.33	5.84
G	H	J	K	wt	
.100	.20	.14	.020	grams	
2.54	5.08	3.56	0.51	1.9	

### Config. A



### Notes

- Performance and quality attributes and conditions not expressly stated in this specification document are intended to be excluded and do not form a part of this specification document.
- Electrical specifications and performance data contained in this specification document are based on Mini-Circuit's applicable established test performance criteria and measurement instructions.
- The parts covered by this specification document are subject to Mini-Circuits standard limited warranty and terms and conditions (collectively, "Standard Terms"); Purchasers of this part are entitled to the rights and benefits contained therein. For a full statement of the Standard Terms and the exclusive rights and remedies thereunder, please visit Mini-Circuits' website at [www.minicircuits.com/MCLStore/terms.jsp](http://www.minicircuits.com/MCLStore/terms.jsp)

### Features

- excellent return loss
- hermetic case

### Applications

- military, hi-rel requirements
- impedance matching

### Transformer Electrical Specifications

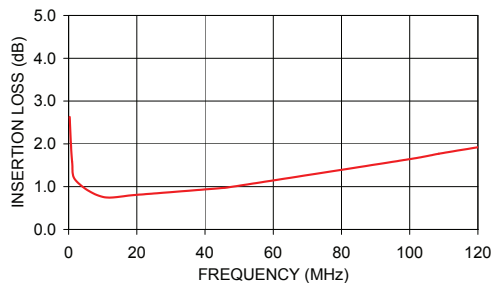
Ω RATIO (Secondary/Primary)	FREQUENCY (MHz)	INSERTION LOSS*		
		3 dB MHz	2 dB MHz	1 dB MHz
13	0.3-120	0.3-120	0.7-80	5-20

\*Insertion Loss is referenced to mid-band loss, 0.7 dB typ.

### Typical Performance Data

FREQUENCY (MHz)	INSERTION LOSS (dB)	INPUT R. LOSS (dB)
0.30	2.63	6.95
1.01	1.59	11.16
2.17	1.14	13.24
10.03	0.76	14.21
20.13	0.81	11.28
45.28	0.97	6.32
46.55	0.98	6.21
100.51	1.65	2.51
108.53	1.77	2.25
120.00	1.92	1.97

TMO-13-1T+  
INSERTION LOSS



TMO-13-1T+  
INPUT RETURN LOSS

