

Coaxial Low Pass Filter

NLP-30+ NLP-30

50Ω DC to 32 MHz

Maximum Ratings

Operating Temperature	-55°C to 100°C
Storage Temperature	-55°C to 100°C
RF Power Input	0.5W max.

Permanent damage may occur if any of these limits are exceeded.

Features

- rugged shielded case
- other NLP models available with wide selection of cut-off frequencies

Applications

- lab use
- test equipment
- video equipment



CASE STYLE: FF57

Connectors	Model	Price	Qty.
N-Type	NLP-30(+)	\$35.95 ea.	(1-9)

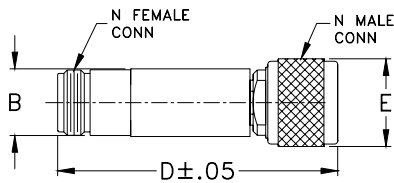
+RoHS Compliant

The +Suffix identifies RoHS Compliance. See our web site for RoHS Compliance methodologies and qualifications

Low Pass Filter Electrical Specifications

PASSBAND (MHz)	fco (MHz) Nom.	STOPBAND (MHz)		VSWR (:1)	
		(loss > 20 dB)	(loss > 40 dB)	Passband Typ.	Stopband Typ.
DC-32	35	47-61	61-200	1.7	18

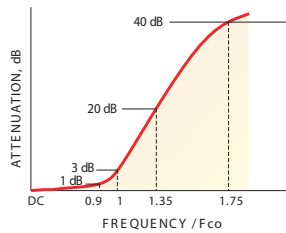
Outline Drawing



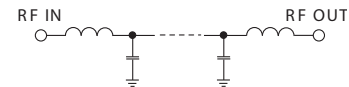
Outline Dimensions (inch/mm)

B	D	E	wt
.67	2.90	.82	grams
17.02	73.66	20.83	90.0

typical frequency response

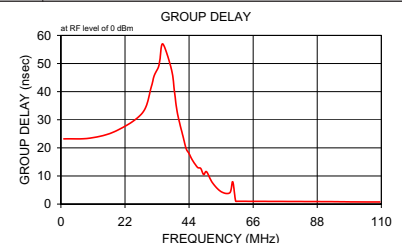
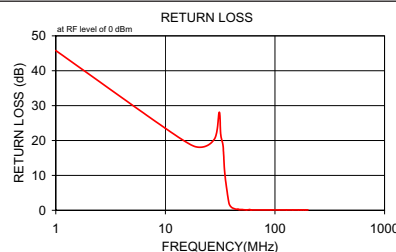


electrical schematic



Typical Performance Data

Frequency (MHz)	Insertion Loss (dB)		Return Loss (dB)	Frequency (MHz)	Group Delay (nsec)
	\bar{x}	σ			
1.00	0.07	0.1	45.8	1.00	23.20
10.00	0.21	0.1	23.5	10.00	23.47
19.00	0.29	0.1	18.2	19.00	26.06
28.00	0.37	0.1	20.4	28.00	32.45
31.00	0.48	0.1	28.1	31.00	41.59
32.00	0.55	0.1	21.8	32.00	45.56
33.50	0.62	0.1	18.8	33.50	48.79
34.00	0.76	0.1	16.1	34.00	51.33
35.00	1.30	0.3	9.9	35.00	56.96
38.00	6.09	0.9	2.1	38.00	47.73
40.00	10.78	0.9	0.9	39.00	39.87
43.00	17.56	0.8	0.4	40.00	32.35
45.00	21.65	0.7	0.3	42.00	23.79
46.00	23.56	0.7	0.3	43.00	19.72
47.00	25.39	0.7	0.2	44.00	17.97
48.00	27.19	0.7	0.2	45.00	15.87
50.00	30.58	0.6	0.2	46.00	14.29
55.00	38.32	0.6	0.1	47.00	12.98
59.00	43.69	0.7	0.2	48.00	12.68
60.00	45.01	0.7	0.1	49.00	10.48
61.00	46.27	0.5	0.1	50.00	11.50
91.50	76.88	4.1	0.1	52.00	7.62
109.50	80.77	5.3	0.1	55.00	4.41
127.50	79.89	2.8	0.1	58.00	4.04
145.50	77.20	3.0	0.1	59.00	7.93
164.00	74.52	3.4	0.1	60.00	1.04
173.00	74.92	3.8	0.1	61.00	0.99
182.00	78.05	5.9	0.1	91.50	0.88
191.00	79.62	6.8	0.1	100.50	0.79
200.00	80.65	6.9	0.1	109.50	0.75



Notes

- Performance and quality attributes and conditions not expressly stated in this specification document are intended to be excluded and do not form a part of this specification document.
- Electrical specifications and performance data contained in this specification document are based on Mini-Circuit's applicable established test performance criteria and measurement instructions.
- The parts covered by this specification document are subject to Mini-Circuits standard limited warranty and terms and conditions (collectively, "Standard Terms"); Purchasers of this part are entitled to the rights and benefits contained therein. For a full statement of the Standard Terms and the exclusive rights and remedies thereunder, please visit Mini-Circuits' website at www.minicircuits.com/MCLStore/terms.jsp

