

Coaxial

Voltage Controlled Oscillator

ZX95-2890+

Linear Tuning 2700 to 2890 MHz

Features

- low phase noise
- low pushing
- low pulling
- protected by US patent 6,790,049

Applications

- r & d
- lab
- instrumentation
- wireless communications
- point-to-point radio



CASE STYLE: GB956

Connectors	Model	Price	Qty.
SMA	ZX95-2890-S+	\$40.95 ea.	(1-9)

+RoHS Compliant
The +Suffix identifies RoHS Compliance. See our web site for RoHS Compliance methodologies and qualifications

Electrical Specifications

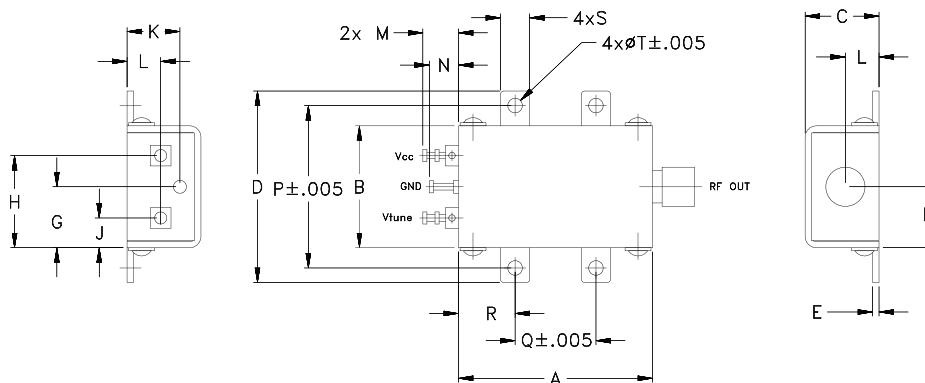
MODEL NO.	FREQ. (MHz)		POWER OUTPUT (dBm)	PHASE NOISE dBc/Hz SSB at offset frequencies, kHz				TUNING				NON HARMONIC SPURIOUS (dBc)	HARMONICS (dBc)		PULLING pk-pk @ 12 dB (MHz)	PUSHING (MHz/V)	DC OPERATING POWER					
	Min.	Max.		Typ.	1	10	100	1000	VOLTAGE RANGE (V)	SENSI-TIVITY (MHz/V)	PORT CAP (pF)		3 dB MODULATION BANDWIDTH (MHz)	Typ.			Typ.	Max.	Typ.	Typ.	Vcc (volts)	Current (mA)
ZX95-2890+	2700	2890	+5	-80	-106	-126	-146	0.5	16	24-34	20	170	-90	-25	-15	3	0.7	5	40			

Maximum Ratings

Operating Temperature	-55°C to 85°C
Storage Temperature	-55°C to 100°C
Absolute Max. Supply Voltage (Vcc)	6.5V
Absolute Max. Tuning Voltage (Vtune)	17V
All specifications	50 ohm system

Permanent damage may occur if any of these limits are exceeded.

Outline Drawing



Outline Dimensions (inch/mm)

A	B	C	D	E	F	G	H	J	K	L	M	N	P	Q	R	S	T	wt.
1.20	.75	.46	1.18	.04	.38	.38	.57	.18	.33	.21	.22	.18	1.00	.50	.35	.18	.106	grams
30.48	19.05	11.68	29.97	1.02	9.65	9.65	14.48	4.57	8.38	5.33	5.59	4.57	25.40	12.70	8.89	4.57	2.69	35.0



For detailed performance specs & shopping online see web site

P.O. Box 350166, Brooklyn, New York 11235-0003 (718) 934-4500 Fax (718) 332-4661 The Design Engineers Search Engine Provides ACTUAL Data Instantly at minicircuits.com

Notes: 1. Performance and quality attributes and conditions not expressly stated in this specification sheet are intended to be excluded and do not form a part of this specification sheet. 2. Electrical specifications and performance data contained herein are based on Mini-Circuit's applicable established test performance criteria and measurement instructions. 3. The parts covered by this specification sheet are subject to Mini-Circuits standard limited warranty and terms and conditions (collectively, "Standard Terms"); Purchasers of this part are entitled to the rights and benefits contained therein. For a full statement of the Standard Terms and the exclusive rights and remedies thereunder, please visit Mini-Circuits' website at www.minicircuits.com/MCLStore/terms.jsp.

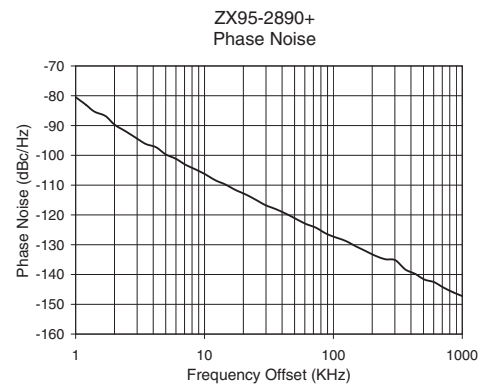
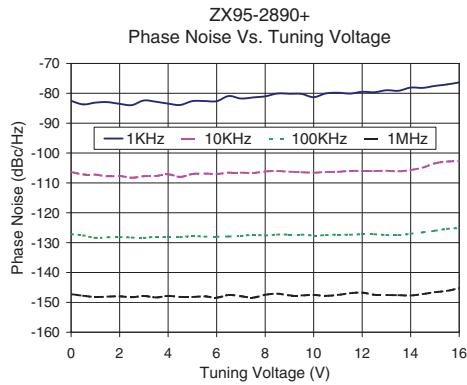
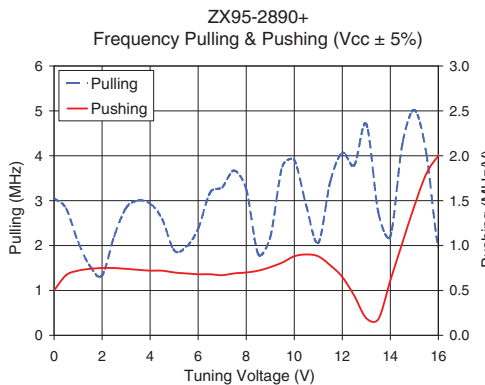
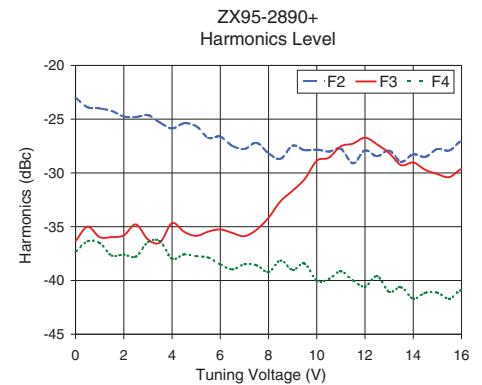
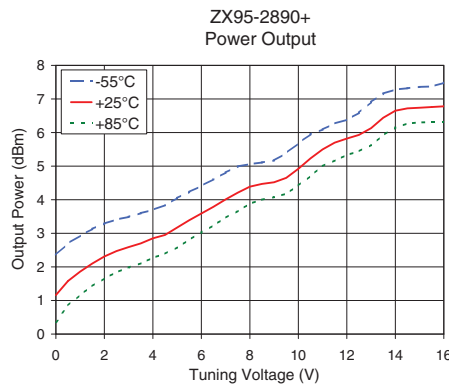
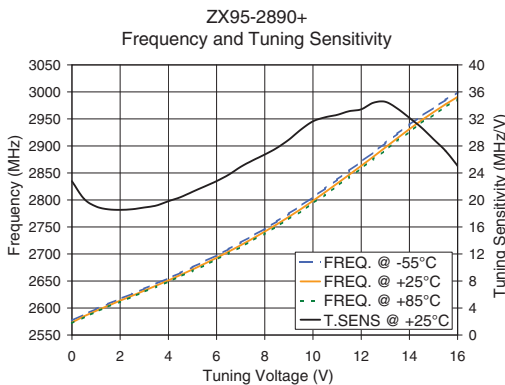
REV. OR
M110222
EDR-7348F2
ZX95-2890+
RAV
120904
Page 1 of 2

Performance Data & Curves*

ZX95-2890+

V TUNE	TUNE SENS (MHz/V)	FREQUENCY (MHz)			POWER OUTPUT (dBm)			Icc (mA)	HARMONICS (dBc)			FREQ. PUSH (MHz/V)	FREQ. PULL (MHz)	PHASE NOISE (dBc/Hz) at offsets				FREQ OFFSET (KHz)	PHASE NOISE at 2795 MHz (dBc/Hz)
		-55°C	+25°C	+85°C	-55°C	+25°C	+85°C		F2	F3	F4			1kHz	10kHz	100kHz	1MHz		
0.00	22.78	2576.7	2573.3	2571.7	2.36	1.16	0.36	29.68	-23.0	-36.3	-37.3	0.50	3.05	-82.5	-106.4	-127.2	-147.3	1.0	-80.47
0.50	20.18	2588.0	2584.6	2583.0	2.70	1.58	0.85	29.77	-23.9	-35.0	-36.4	0.67	2.83	-83.7	-107.2	-127.6	-147.8	2.0	-89.68
1.00	19.03	2598.0	2594.7	2593.0	2.93	1.86	1.17	29.83	-24.0	-36.0	-36.5	0.72	2.08	-83.1	-107.2	-128.4	-148.2	3.5	-96.19
1.50	18.61	2607.6	2604.3	2602.4	3.13	2.10	1.43	29.89	-24.2	-36.0	-37.7	0.74	1.54	-83.0	-107.8	-128.2	-148.1	6.0	-101.17
2.00	18.54	2616.9	2613.6	2611.6	3.29	2.31	1.66	29.93	-24.8	-35.8	-37.6	0.75	1.34	-83.5	-107.7	-128.1	-148.0	8.5	-104.72
3.00	18.88	2635.7	2632.1	2630.0	3.49	2.59	1.98	29.99	-24.6	-36.2	-36.5	0.74	2.84	-82.4	-107.7	-128.4	-147.9	10.0	-106.22
4.00	19.81	2655.0	2651.2	2648.8	3.70	2.85	2.27	30.02	-25.9	-34.7	-38.0	0.72	2.93	-83.5	-107.1	-128.2	-147.9	20.8	-113.10
5.00	21.20	2675.5	2671.3	2668.6	4.05	3.17	2.58	30.03	-25.7	-35.9	-37.7	0.70	1.89	-82.6	-107.0	-127.8	-148.2	35.5	-118.00
6.00	22.79	2697.5	2692.9	2689.9	4.41	3.59	3.02	30.03	-26.6	-35.3	-38.5	0.68	2.37	-82.6	-107.0	-128.0	-148.4	60.7	-122.96
7.00	24.91	2721.2	2716.1	2712.8	4.81	4.01	3.46	30.01	-27.8	-35.9	-38.5	0.67	3.30	-81.7	-106.6	-127.8	-147.9	86.7	-126.15
8.00	26.73	2746.9	2741.5	2737.9	5.06	4.39	3.88	30.00	-28.2	-34.2	-39.2	0.70	3.25	-81.0	-106.2	-127.6	-147.5	100.0	-127.28
9.00	28.93	2774.6	2768.7	2764.8	5.17	4.52	4.08	29.97	-27.5	-31.7	-39.0	0.76	2.19	-80.2	-106.3	-127.3	-147.7	148.1	-130.45
10.00	31.64	2805.2	2798.4	2793.9	5.68	4.92	4.42	29.90	-27.8	-28.9	-40.0	0.88	3.90	-81.3	-106.6	-127.6	-147.5	177.0	-132.07
11.00	32.60	2837.6	2830.4	2825.6	6.09	5.50	5.00	29.88	-27.8	-27.5	-39.2	0.88	2.06	-79.8	-106.3	-127.3	-147.5	211.6	-133.70
12.00	33.42	2871.0	2863.2	2858.5	6.38	5.82	5.33	29.83	-27.9	-26.7	-40.6	0.65	4.06	-79.5	-106.1	-127.2	-146.7	302.4	-135.19
13.00	34.54	2905.4	2897.1	2892.1	6.91	6.13	5.63	29.71	-27.9	-28.2	-41.1	0.19	4.70	-79.0	-105.9	-127.5	-147.5	361.5	-138.31
14.00	32.15	2939.3	2931.2	2926.3	7.28	6.65	6.15	29.65	-28.3	-29.0	-41.7	0.61	2.20	-78.1	-105.7	-127.0	-147.7	507.5	-141.67
15.00	29.00	2970.7	2962.6	2957.8	7.36	6.74	6.30	29.56	-27.8	-30.1	-41.1	1.44	5.02	-77.5	-103.5	-126.0	-146.6	606.7	-142.60
15.50	27.27	2985.4	2977.1	2972.3	7.37	6.76	6.31	29.50	-27.9	-30.4	-41.7	1.80	4.05	-77.0	-102.9	-125.4	-146.2	851.6	-146.00
16.00	25.05	2999.1	2990.7	2986.0	7.48	6.78	6.31	29.46	-27.0	-29.6	-40.9	2.00	1.97	-76.3	-102.7	-125.1	-145.3	1000.0	-147.23

*at 25°C unless mentioned otherwise



For detailed performance specs & shopping online see web site

P.O. Box 350166, Brooklyn, New York 11235-0003 (718) 934-4500 Fax (718) 332-4661 The Design Engineers Search Engine Provides ACTUAL Data Instantly at minicircuits.com

IF/RF MICROWAVE COMPONENTS

Notes: 1. Performance and quality attributes and conditions not expressly stated in this specification sheet are intended to be excluded and do not form a part of this specification sheet. 2. Electrical specifications and performance data contained herein are based on Mini-Circuit's applicable established test performance criteria and measurement instructions. 3. The parts covered by this specification sheet are subject to Mini-Circuits standard limited warranty and terms and conditions (collectively, "Standard Terms"); Purchasers of this part are entitled to the rights and benefits contained therein. For a full statement of the Standard Terms and the exclusive rights and remedies thereunder, please visit Mini-Circuits' website at www.minicircuits.com/MCLStore/terms.jsp.