

ATTENUATORS

SMA / TYPE N, DC - 18 GHz, Between Series

SPECIFICATIONS:

Models: 2028, 2029, 2030 & 2031

RoHS
Compliant

AEROFLEX
A passion for performance.

Electrical:

Frequency Range _____ DC - 18 GHz
Standard dB Values _____ 0 - 10, 12, 15 & 20 dB
In 1 dB Increments

Atten. Accuracy

0 - 6 dB _____ ±0.3 dB
7 - 20 dB _____ ±0.5 dB

VSWR

DC - 4 GHz _____ 1.10:1 Max
4 - 10 GHz _____ 1.20:1 Max
10 - 18 GHz _____ 1.30:1 Max

Input Power _____ 2 Watts Avg. @ 25°C
Derated Linearly to 0.5 Watts @ +125°C

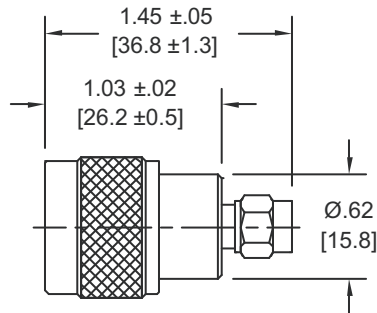
Peak Power _____ 250 Watts Max.
(5uSec Pulse, .05% Duty Cycle)

Impedance _____ 50 Ohms
Operating Temp Range _____ -65°C to +125°C

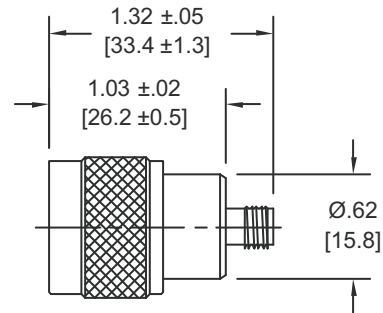
Mechanical:

Connectors _____ Passivated Stainless Steel
Mates with MIL-STD-348
Conductors _____ Gold Plated Beryllium Copper

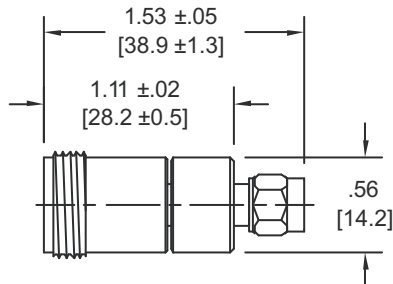
Model Number: **2028-XX**
Type N Male / SMA Male



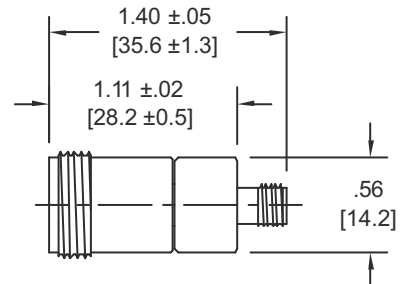
Model Number: **2029-XX**
Type N Male / SMA Female



Model Number: **2030-XX**
Type N Female / SMA Male



Model Number: **2031-XX**
Type N Female / SMA Female



HOW TO ORDER:

Model Number: **20XX-YY**
Base Number _____ dB Value

Ordering Example:

Model Number: **2029-20**
20 dB; Type N Male / SMA Female

Note: Dimensions in Brackets are Expressed in Millimeters and are for Reference Only.

2028: REV H

AEROFLEX
INMET

Aeroflex / Inmet, Inc. 300 Dino Drive, Ann Arbor, MI 48103 • U.S.A.
888-244-6638 or 734-426-5553 • FAX: 734-426-5557
www.aeroflex.com/inmet • inmet-sales@eroflex.com