

Features


- High Performance, Low Cost
- Low Phase Noise
- Miniature SMT Package (LSM1)
- RoHS Compliant

Description

This VCO, in a SMT package, provides electrical shielding, easy PCB assembly and repeatable performance. The oscillator is designed for use in wireless base stations and other applications.

M/A-COM VCOs are manufactured in an ISO9001 certified facility, incorporating surface mount assembly and automated electrical testing. This ensures consistent electrical performance and quality over volume production quantities.

Devices are designed to function after exposure to the shock, vibration, thermal shock and moisture conditions typically encountered in base station and other infrastructure environments.



Pin Configuration

Pin No.	Function
1	RF Output
2	V _{CC}
3	V _{tune}
4	GND

Electrical Specifications¹:

Z₀ = 50 Ohms, V_{CC} = 5V.

Parameter	Test Conditions	Units	Min	Typ	Max
Frequency Range	Over T _{op} ²	MHz	2146		2246
RF Output Power	Over V _{CC} and T _{op} ²	dBm	+3.0	+6	+9.0
Tuning Voltage	Over T _{op} ²	V	+0		+5
Phase Noise	SSB at 10 kHz offset from carrier SSB at 100 kHz offset from carrier SSB at 1000 kHz offset from carrier	dBc/Hz		-100 -120 -140	-95 -115 -135
Tuning Sensitivity		MHz/V		30	
Harmonic Output	(Non Harmonic spurious < -70dBc)	dBc		-15	-10
Frequency Pushing	V _{CC} = +5.25V ± 0.25V	MHz/V		1.5	3.0
Frequency Pulling	1.5:1 VSWR load, all phases	MHz		0.5	3.0
Tune Input Capacitance		pF			50
Supply Voltage (V _{CC})	VCO oscillates	V	+4.75	+5.00	+5.25
Supply Current (I _{CC})		mA		15	30

1. All specification limits are indicated values over the temperature range -40C to 85C.
2. See *Absolute Maximum Ratings* for operating temperature.

1

ADVANCED: Data Sheets contain information regarding a product M/A-COM Technology Solutions is considering for development. Performance is based on target specifications, simulated results, and/or prototype measurements. Commitment to develop is not guaranteed.

PRELIMINARY: Data Sheets contain information regarding a product M/A-COM Technology Solutions has under development. Performance is based on engineering tests. Specifications are typical. Mechanical outline has been fixed. Engineering samples and/or test data may be available. Commitment to produce in volume is not guaranteed.

• **North America** Tel: 800.366.2266 • **Europe** Tel: +353.21.244.6400
• **India** Tel: +91.80.43537383 • **China** Tel: +86.21.2407.1588
Visit www.macomtech.com for additional data sheets and product information.

M/A-COM Technology Solutions Inc. and its affiliates reserve the right to make changes to the product(s) or information contained herein without notice.

VCO, SMT
2146-2246 MHz

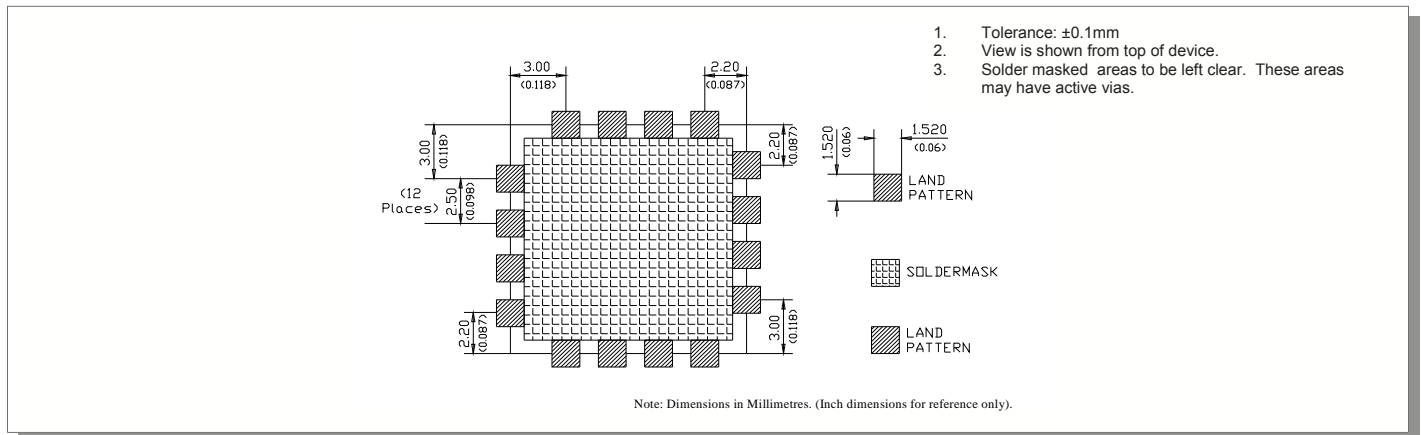
Rev. Preliminary

Absolute Maximum Ratings $T_A = +25^\circ\text{C}$

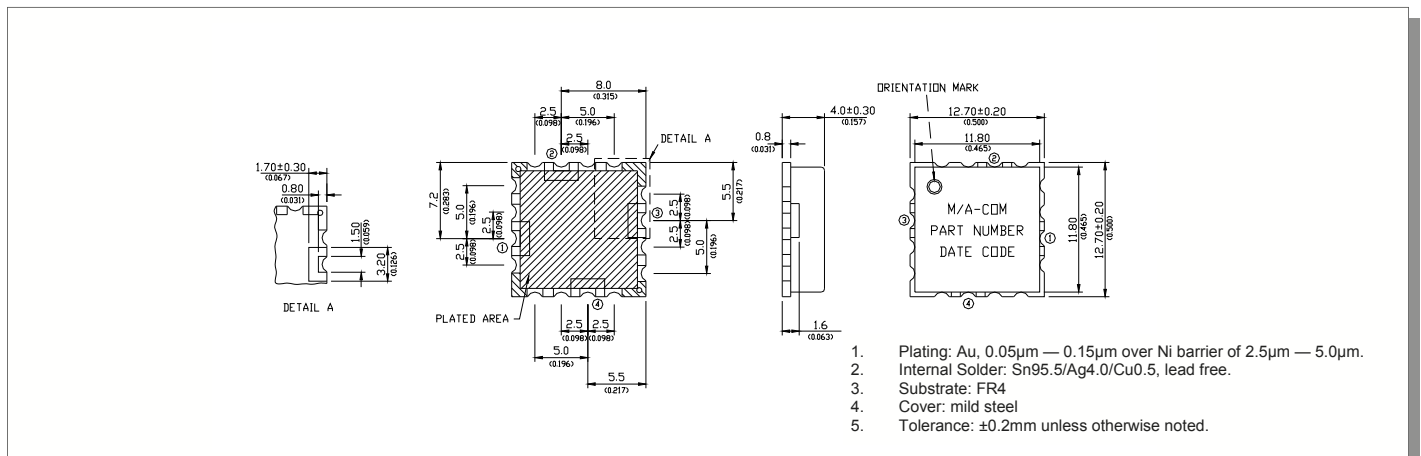
Parameter	Absolute Maximum
Supply Voltage (V_{CC})	4.5V to 5.5 V
Operating Temperature	-40°C to +85°C
Storage Temperature	-45°C to +120°C
Solder Assembly Temperature	See App Note M2032

1. Operation of this device above any one of these parameters may cause permanent damage.

Recommended PCB Layout



Outline Drawing



ECO History

Rev	Date	Description	By
Prel	16th April 2008	Created data sheet	AC