



N Male Connector Clamp/Solder Attachment For PE-C600

TECHNICAL DATA SHEET

PE44349

N Male Connector Clamp/Solder Attachment For PE-C600

Configuration

Connector	N Male
Connector Specification	MIL-C-39012
Connector Interface Type	PE-C600
Cable Attachment Method (Shield/Contact)	Clamp/Solder
Body Style	Straight

Electrical Specifications

Impedance, Ohms	50
-----------------	----

Mechanical Specifications

Temperature

Operating Range, deg C	-65 to +165
------------------------	-------------

Size

Length, in [mm]	1.93 [49.02]
Width/Dia., in [mm]	0.8 [20.32]
Weight, lbs [g]	0.162 [73.48]

Connector

Type	N Male
Contact Material and Plating	Silver
Contact Plating Specification	QQ-S-365
Coupling Nut Material and Plating	Brass, Nickel
Body Material and Plating	Brass, Nickel
Dielectric Type	Teflon

Compliance Certifications (visit www.Pasternack.com for current document)

RoHS Compliant	Yes
----------------	-----

Click the following link (or enter part number in "SEARCH" on website) to obtain additional part information including price, inventory and certifications: [N Male Connector Clamp/Solder Attachment For PE-C600 PE44349](#)

The information contained in this document is accurate to the best of our knowledge and representative of the part described herein. It may be necessary to make modifications to the part and/or the documentation of the part, in order to implement improvements. Pasternack reserves the right to make such changes as required. Unless otherwise stated, all specifications are nominal.





N Male Connector Clamp/Solder Attachment For PE-C600

TECHNICAL DATA SHEET

PE44349

Plotted and Other Data

Notes:

Values at 25 °C, sea level

N Male Connector Clamp/Solder Attachment For PE-C600 from Pasternack Enterprises has same day shipment for domestic and International orders. Our RF, microwave and fiber optic products maintain a 99% availability and are part of the broadest selection in the industry.

Click the following link (or enter part number in "SEARCH" on website) to obtain additional part information including price, inventory and certifications: [N Male Connector Clamp/Solder Attachment For PE-C600 PE44349](http://www.pasternack.com/n-male-standard-pe-c600-connector-pe44349-p.aspx)

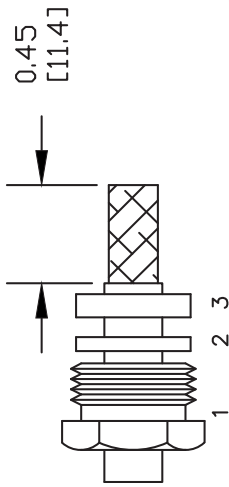
URL: <http://www.pasternack.com/n-male-standard-pe-c600-connector-pe44349-p.aspx>

The information contained in this document is accurate to the best of our knowledge and representative of the part described herein. It may be necessary to make modifications to the part and/or the documentation of the part, in order to implement improvements. Pasternack reserves the right to make such changes as required. Unless otherwise stated, all specifications are nominal.

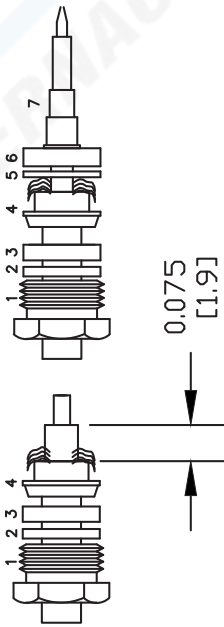
PE44349 CAD Drawing

N Male Connector Clamp/Solder Attachment For PE-C600

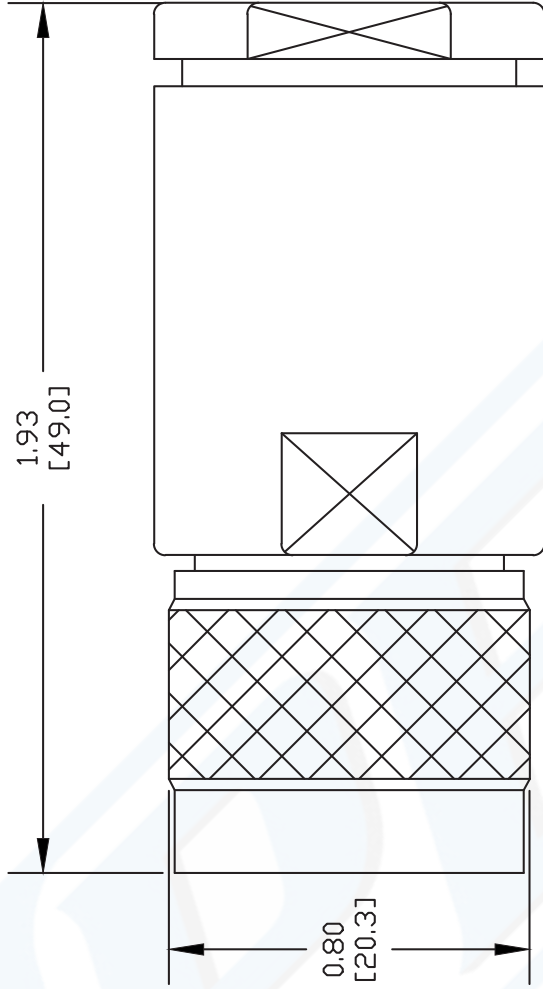
ASSEMBLY PROCEDURES



1. SLIDE CLAMP NUT (1), WASHER (2) & GASKET (3) OVER CABLE. STRIP CABLE AS SHOWN. DO NOT NICK BRAID WHILE CUTTING JACKET. TAPER END OF BRAID TO PERMIT ASSEMBLY OF BRAID CLAMP (4). SLIDE BRAID CLAMP (4) OVER BRAID & SEAT AGAINST JACKET.



2. FORM BRAID OVER CLAMP NUT (4). TRIM BRAID FLUSH WITH SHOULDER. CUT DIELECTRIC & CENTER CONDUCTOR TO DIMENSION SHOWN. SLIDE WASHER (5) INSULATOR (6) OVER CABLE. SOLDER CONTACT (7) TO CENTER CONDUCTOR. INSERT CABLE ASSEMBLY INTO BODY & TIGHTEN.



DWG TITLE

PE44349

- NOTES:
1. UNLESS OTHERWISE SPECIFIED ALL DIMENSIONS ARE NOMINAL.
 2. ALL SPECIFICATIONS ARE SUBJECT TO CHANGE WITHOUT NOTICE AT ANY TIME.
 3. DIMENSIONS ARE IN INCHES [mm].
 4. FITS MIL-C-17 AND EQUIVALENT CABLES.

FSCM NO. 53919

CAD FILE 050709

SCALE N/A

SIZE A

XXXX



Pasternack Enterprises, Inc.
 P.O. Box 16759 | Irvine | CA | 92623
 Phone: (949) 261-1920 | Fax: (949) 261-7451
 Website: www.pasternack.com | E-Mail: sales@pasternack.com