

Coaxial

# Power Splitter/Combiner

## ZX10-2-332+

2 Way-0° 50Ω 1600 to 3300 MHz

### Maximum Ratings

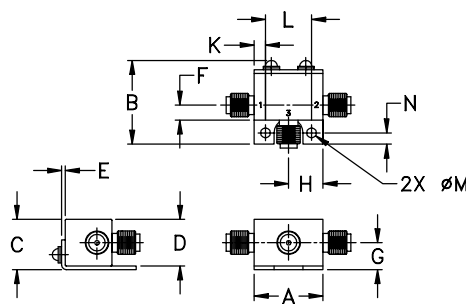
Operating Temperature	-40°C to 85°C
Storage Temperature	-55°C to 100°C
Power Input (as a splitter)	1.5W max.
Internal Dissipation (as a combiner)	0.75W max.

Permanent damage may occur if any of these limits are exceeded.

### Coaxial Connections

SUM PORT	3
PORT 1	1
PORT 2	2

### Outline Drawing



### Outline Dimensions (inch/mm)

A	B	C	D	E	F	G
.74	.90	.54	.50	.04	.16	.29
18.80	22.86	13.72	12.70	1.02	4.06	7.37

H	J	K	L	M	N	wt
.37	--	.122	.496	.106	.122	grams
9.40	--	3.10	12.60	2.69	3.10	20.0

### Features

- wide bandwidth, 1600 to 3300 MHz
- excellent isolation, 24 dB typ.
- excellent amplitude unbalance, 0.02 dB typ.
- very good phase unbalance, 1 deg. typ.
- small size
- low cost
- protected under U.S. Patent 6,790,049

### Applications

- WCDMA
- DCS
- PCS
- WiMax
- radar
- instrumentation
- navigation

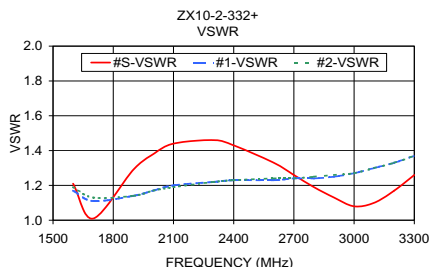
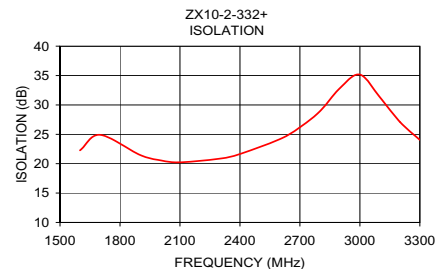
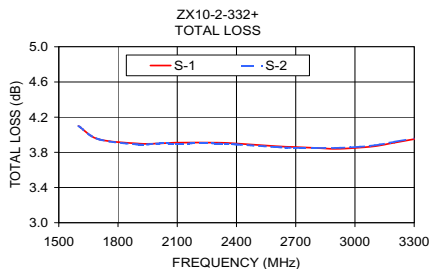
### Electrical Specifications

FREQ. RANGE (MHz)	ISOLATION (dB)		INSERTION LOSS (dB) ABOVE 3.0 dB		PHASE UNBALANCE (Degrees)	AMPLITUDE UNBALANCE (dB)
	Typ.	Min.	Typ.	Max.	Max.	Max.
$f_L$ - $f_U$						
1600-3300	24	17	0.8	1.5	5.0	0.2
2600-3200	28	19	0.8	1.5	5.0	0.2


### Typical Performance Data

Frequency (MHz)	Total Loss <sup>1</sup> (dB)		Amplitude Unbalance (dB)	Isolation (dB)	Phase Unbalance (deg.)	VSWR S	VSWR 1	VSWR 2
	S-1	S-2						
1600.0	4.10	4.10	0.01	22.27	0.31	1.21	1.17	1.19
1700.0	3.95	3.95	0.01	24.91	0.35	1.01	1.11	1.13
1900.0	3.90	3.89	0.01	21.49	0.38	1.29	1.14	1.14
2000.0	3.90	3.90	0.01	20.58	0.40	1.38	1.17	1.17
2100.0	3.91	3.90	0.01	20.24	0.42	1.44	1.20	1.19
2300.0	3.91	3.90	0.01	20.87	0.47	1.46	1.22	1.22
2400.0	3.90	3.89	0.01	21.65	0.48	1.43	1.23	1.23
2600.0	3.87	3.86	0.01	24.18	0.53	1.33	1.23	1.24
2700.0	3.86	3.85	0.00	26.19	0.56	1.26	1.24	1.24
2800.0	3.85	3.85	0.00	28.92	0.61	1.19	1.24	1.25
2900.0	3.84	3.85	0.01	32.85	0.68	1.13	1.25	1.26
3000.0	3.85	3.86	0.01	35.17	0.75	1.08	1.27	1.27
3100.0	3.87	3.88	0.01	31.33	0.82	1.10	1.30	1.30
3200.0	3.91	3.92	0.01	27.12	0.89	1.17	1.33	1.33
3300.0	3.95	3.96	0.02	24.05	0.95	1.26	1.37	1.37

1. Total Loss = Insertion Loss + 3dB splitter loss.



### electrical schematic



CASE STYLE: FL905

Connectors	Model	Price	Qty.
SMA	ZX10-2-332-S+	\$29.95	(1-24)

+ RoHS compliant in accordance with EU Directive (2002/95/EC)

The +Suffix has been added in order to identify RoHS Compliance. See our web site for RoHS Compliance methodologies and qualifications.



P.O. Box 350166, Brooklyn, New York 11235-0003 (718) 934-4500 Fax (718) 332-4661 The Design Engineers Search Engine Provides ACTUAL Data Instantly at [minicircuits.com](http://minicircuits.com)

Notes: 1. Performance and quality attributes and conditions not expressly stated in this specification sheet are intended to be excluded and do not form a part of this specification sheet. 2. Electrical specifications and performance data contained herein are based on Mini-Circuit's applicable established test performance criteria and measurement instructions. 3. The parts covered by this specification sheet are subject to Mini-Circuits standard limited warranty and terms and conditions (collectively, "Standard Terms"); Purchasers of this part are entitled to the rights and benefits contained therein. For a full statement of the Standard Terms and the exclusive rights and remedies thereunder, please visit Mini-Circuits' website at [www.minicircuits.com/MCLStore/terms.jsp](http://www.minicircuits.com/MCLStore/terms.jsp).

For detailed performance specs & shopping online see web site

REV. A  
M127604  
ZX10-2-332+  
ED-13246A/2  
DY/CP  
100615