



WR-22 With UG-383/U Flange to 2.4mm Male Waveguide to Coax Adapter Operating From 33 GHz to 50 GHz Q Band

Waveguide to Coax Adapters Technical Data Sheet

PE-W22CA002

Features

- Q Band, 33 to 50 GHz Frequency Range
- WR-22 Waveguide Interface with Precision Tolerance UG-383/U Flange
- 2.4 mm Male RF Interface
- Comprehensive waveguide offerings also include E-Bends, H-Bends, Sections, Filters, Terminations, Couplers, and more.

Description

PE-W22CA002 is a waveguide to coaxial adapter operating in the Q Band with a 33 GHz to 50 GHz frequency range. This adapter offers a WR-22 waveguide interface size coupled with a precision tolerance UG-383/U flange. PE-W22CA002 is constructed of aluminum and plated in gold to ensure durability and repeatable RF performance. The 2.4 mm connector offered by this adapter is mechanically compatible with commercially available 1.85 mm connectors.

Configuration

Waveguide Size	WR-22
Flange	UG-383/U
RF Connector	2.4mm Male
Impedance	50 Ohms
Body Geometry	Right Angle

Electrical Specifications

Description	Minimum	Typical	Maximum	Units
Frequency Range	33		50	GHz
VSWR			1.29:1	
Insertion Loss			0.4	dB

Mechanical Specifications

Size	
Length	1 in [25.4 mm]
Width	1.13 in [28.7 mm]
Height	1.275 in [32.39 mm]
RF Connector	
Connector Type	2.4mm Male
Body Material and Plating	Stainless Steel
Waveguide Interface	
Waveguide Type	WR-22
Flange Type	UG-383/U
Body Material and Plating	Aluminum, Gold

Click the following link (or enter part number in "SEARCH" on website) to obtain additional part information including price, inventory and certifications: [WR-22 With UG-383/U Flange to 2.4mm Male Waveguide to Coax Adapter Operating From 33 GHz to 50 GHz Q Band PE-W22CA002](#)





WR-22 With UG-383/U Flange to 2.4mm Male Waveguide to Coax Adapter Operating From 33 GHz to 50 GHz Q Band

Waveguide to Coax Adapters Technical Data Sheet

PE-W22CA002

Plating Specification

ASTMB488

Compliance Certifications (visit www.Pasternack.com for current document)

RoHS Compliant

REACH Compliant

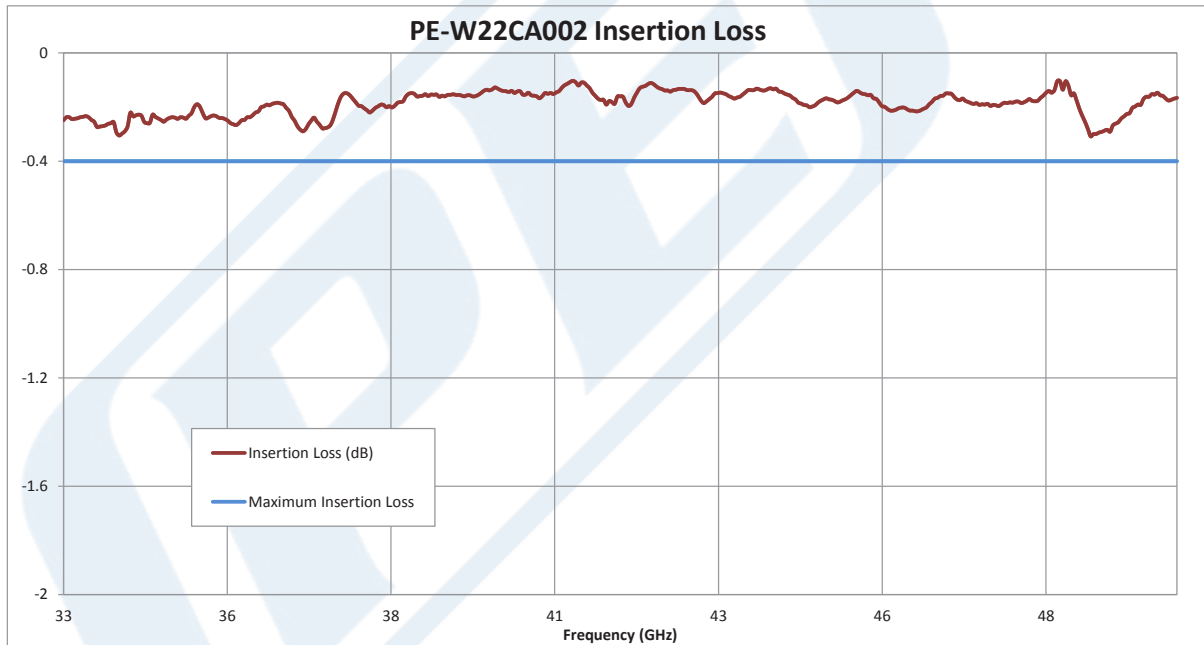
06/14/2014

Plotted and Other Data

Notes:

- Values at +25 °C, sea level unless stated otherwise

Typical Performance Data



Click the following link (or enter part number in "SEARCH" on website) to obtain additional part information including price, inventory and certifications: [WR-22 With UG-383/U Flange to 2.4mm Male Waveguide to Coax Adapter Operating From 33 GHz to 50 GHz Q Band PE-W22CA002](#)

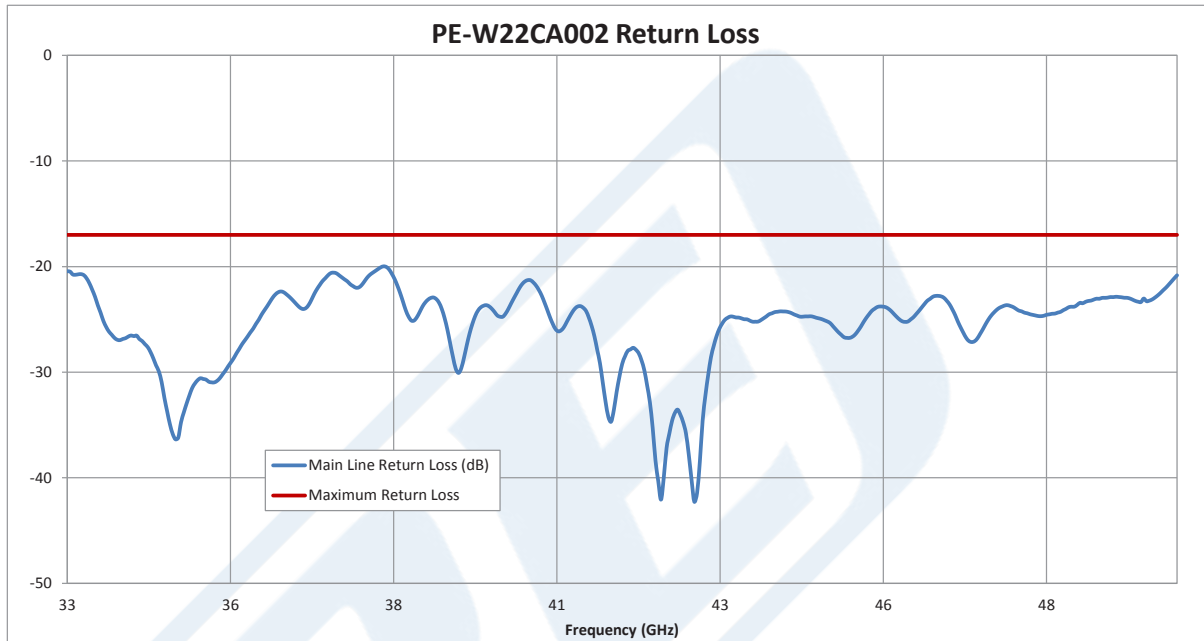




WR-22 With UG-383/U Flange to 2.4mm Male Waveguide to Coax Adapter Operating From 33 GHz to 50 GHz Q Band

Waveguide to Coax Adapters Technical Data Sheet

PE-W22CA002



WR-22 With UG-383/U Flange to 2.4mm Male Waveguide to Coax Adapter Operating From 33 GHz to 50 GHz Q Band from Pasternack Enterprises has same day shipment for domestic and International orders. Our RF, microwave and millimeter wave products maintain a 99% availability and are part of the broadest selection in the industry.

Click the following link (or enter part number in "SEARCH" on website) to obtain additional part information including price, inventory and certifications: [WR-22 With UG-383/U Flange to 2.4mm Male Waveguide to Coax Adapter Operating From 33 GHz to 50 GHz Q Band PE-W22CA002](http://www.pasternack.com/wr-22-ug-383-2.4mm-waveguide-coax-adapter-50-ghz-pe-w22ca002-p.aspx)

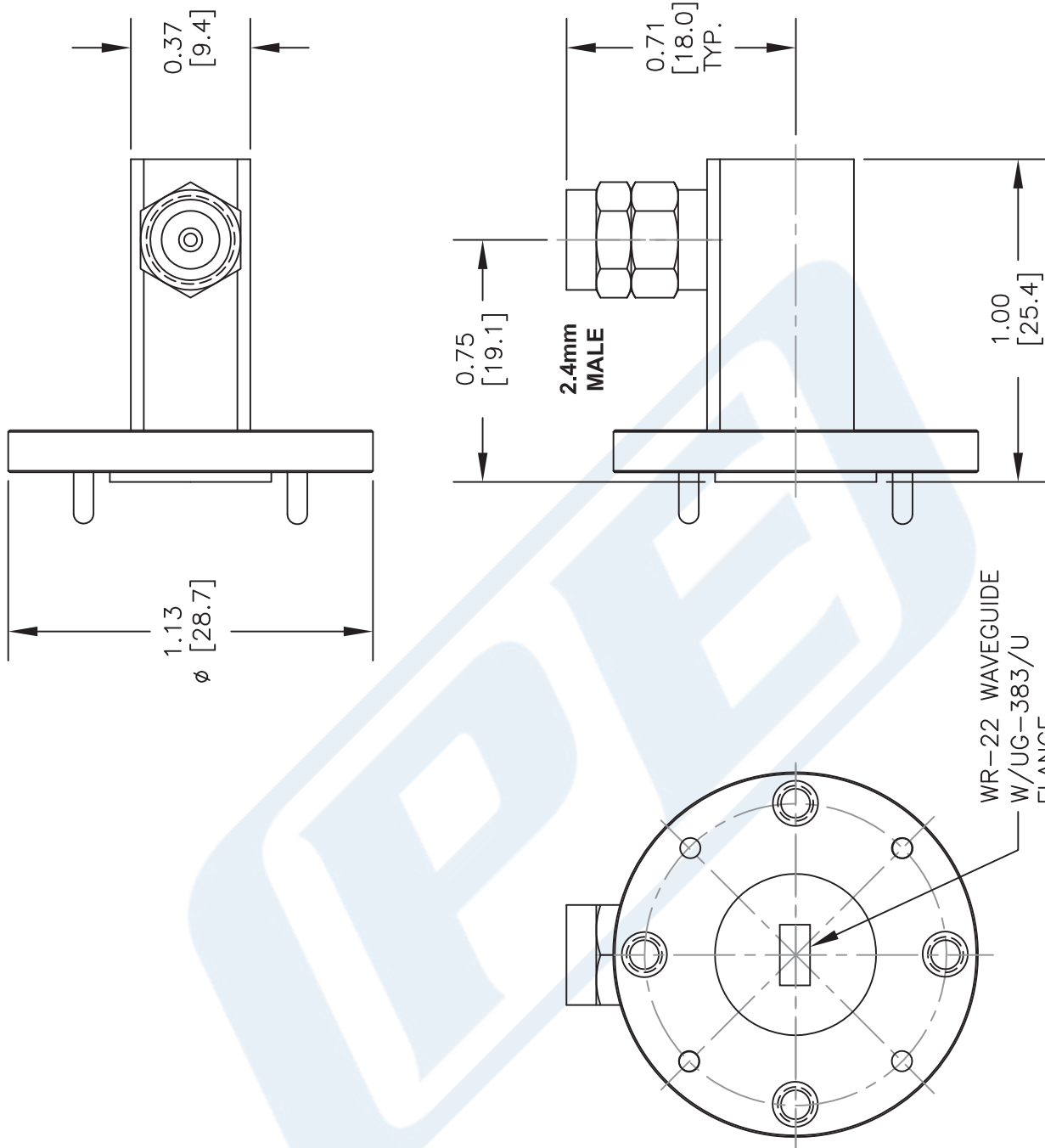
URL: <http://www.pasternack.com/wr-22-ug-383-2.4mm-waveguide-coax-adapter-50-ghz-pe-w22ca002-p.aspx>

The information contained in this document is accurate to the best of our knowledge and representative of the part described herein. It may be necessary to make modifications to the part and/or the documentation of the part, in order to implement improvements. Pasternack reserves the right to make such changes as required. Unless otherwise stated, all specifications are nominal. Pasternack does not make any representation or warranty regarding the suitability of the part described herein for any particular purpose, and Pasternack does not assume any liability arising out of the use of any part or documentation.



PE-W22CA002 CAD Drawing

WR-22 With UG-383/U Flange to 2.4mm Male Waveguide to Coax Adapter Operating From 33 GHz to 50 GHz Q Band



HOLE DIAMETER	TOLERANCE
.0135 TO .125	+ .004 / - .001
.126 TO .250	+ .005 / - .001
.251 TO .500	+ .006 / - .001
.501 TO .750	+ .008 / - .001
.751 TO 1.000	+ .010 / - .001
1.001 TO 2.000	+ .012 / - .001

* THESE DIMENSIONS AND TOLERANCES SUPERSEDE NOTE #1 ON TITLE BLOCK.

NOTES:
 1. UNLESS OTHERWISE SPECIFIED ALL DIMENSIONS ARE NOMINAL.
 2. ALL SPECIFICATIONS ARE SUBJECT TO CHANGE WITHOUT NOTICE AT ANY TIME.
 3. DIMENSIONS ARE IN INCHES [mm].

DWG TITLE
PE-W22CA002

PE PASTERNAK
 THE ENGINEERS RF SOURCE
 Pasternack Enterprises, Inc.
 P.O. Box 16759 | Irvine | CA | 92623
 Phone: (949) 261-1920 | Fax: (949) 261-7451
 Website: www.pasternack.com | E-Mail: sales@pasternack.com

CAD FILE 031215 SCALE N/A SIZE A 2233

FSCM NO. 53919