



0.5 inch Commercial Surface Mount (SMT) Voltage Controlled Oscillator (VCO) From 1.8 GHz to 2 GHz With Phase Noise of -100 dBc/Hz

Voltage Control Oscillators Technical Data Sheet

PE1V14005

Features

- 1800 MHz to 2000 MHz Bandwidth
- -100 dBc/Hz @ 10kHz offset
- Tuning Voltage 0.0V to 4.5v
- Pout = +4.5 dBm
- Harmonics = -20 dBc
- RoHs Compliant Assembly
- 0.5" SMT package
- Industry Standard Mounting Footprint
- Designed to meet MIL-STD-202 Environmental Conditions

Applications

- Phase Locked Loop
- Function Generators
- Frequency Synthesizers
- Receivers
- Electronic Jamming Equipment
- Local Oscillator
- Wireless Communications
- SATCOM
- Optical Communications
- Military Electronic Systems

Description

The PE1V14005 is a High Reliability Low Noise Voltage Controlled Oscillator (VCO) which covers a 1800 MHz to 2000 MHz frequency band with a voltage tuning range from 0.0V to 4.5V. This design features exceptional phase noise performance of -100 dBc/Hz @ 10 kHz offset. Supply Voltage is +5V with a generated output power level of +4.5 dBm and 2nd harmonic output of -35 dBc typical. The VCO has a buffer amplifier for increased design flexibility. The assembly is RoHs compliant and available in a compact 0.5 inch SMT package with an industry standard mounting footprint. The bottom surface is copper clad with 2-5 micro inches of immersion Gold over 150 - 250 micro inches of Electro less Nickel which makes it resistant to oxidation for ease of soldering. The VCO operates over a temperature range of -40°C to +85°C and is designed to meet a variety of MIL-STD-202 test conditions including Humidity, Shock, and Vibration.

Electrical Specifications

Description	Minimum	Typical	Maximum	Units
Frequency Range	1.8		2	GHz
Tuning Voltage	0		4.5	Vdc
Supply Voltage (DC)	4.5	5	5.5	Vdc
Supply Current (DC)		18	20	mA
Phase Noise @ 1kHz Offset		-77	-74	dBc/Hz
Phase Noise @ 10kHz Offset		-100	-98	dBc/Hz
Phase Noise @ 100kHz Offset		-120	-118	dBc/Hz
Output Power	+3	+4.5	+5.5	dBm
Tuning Sensitivity (Kvco)	65		95	MHz/V
Pushing		1.5	4	MHz/Volt
Pulling (pk-pk)		600	1.5	KHz
Tuning Port Capacitance		8.2		pF
Load Impedance		50		Ohms
2nd Harmonics		-20	-15	dBc

Click the following link (or enter part number in "SEARCH" on website) to obtain additional part information including price, inventory and certifications: [0.5 inch Commercial Surface Mount \(SMT\) Voltage Controlled Oscillator \(VCO\) From 1.8 GHz to 2 GHz With Phase Noise of -100 dBc/Hz PE1V14005](#)





0.5 inch Commercial Surface Mount (SMT) Voltage
Controlled Oscillator (VCO) From 1.8 GHz to
2 GHz With Phase Noise of -100 dBc/Hz

Voltage Control Oscillators Technical Data Sheet

PE1V14005

Mechanical Specifications

Size

Length	0.5 in [12.7 mm]
Width	0.5 in [12.7 mm]
Height	0.125 in [3.18 mm]

Mounting Surface Material and Plating	Copper Clad, Nickel, Gold
Design	Commercial
Package Style	Surface Mount

Environmental Specifications

Temperature

Operating Range	-40 to +85 deg C
Storage Range	-55 to +125 deg C

Humidity	MIL-STD-202, Method 103, 90% RH, +65 C
Shock	MIL-STD-202, Method 213I
Vibration	MIL-STD-202, Method 204D
Temperature Cycle	MIL-STD-202, Method 107B
ESD Sensitivity	ESD Sensitive Material, Transport material in Approved ESD bags. Handle only in ESD Workstation.



Compliance Certifications (visit www.Pasternack.com for current document)

RoHS Compliant

Plotted and Other Data

Notes:

Click the following link (or enter part number in "SEARCH" on website) to obtain additional part information including price, inventory and certifications: [0.5 inch Commercial Surface Mount \(SMT\) Voltage Controlled Oscillator \(VCO\) From 1.8 GHz to 2 GHz With Phase Noise of -100 dBc/Hz PE1V14005](#)

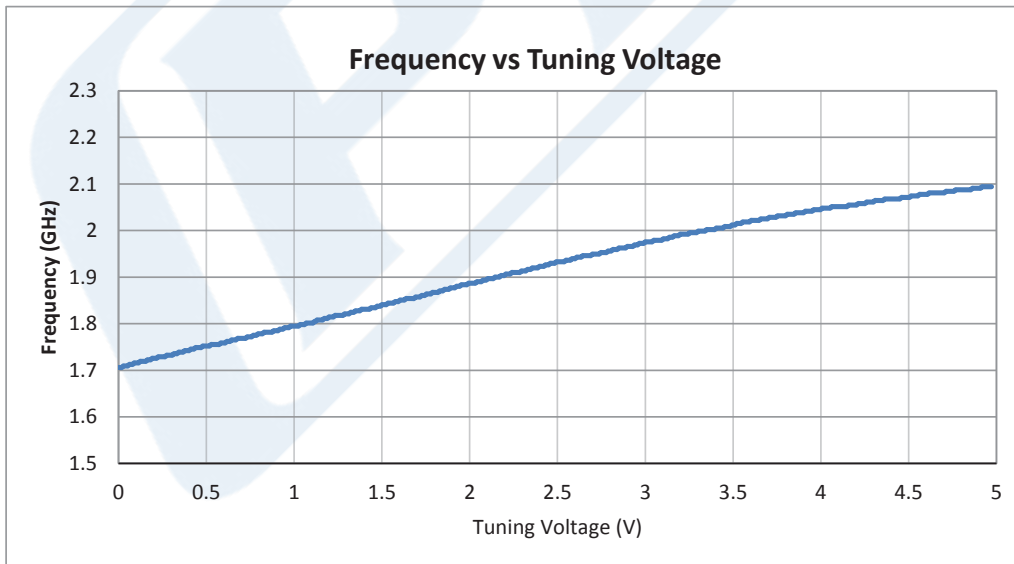
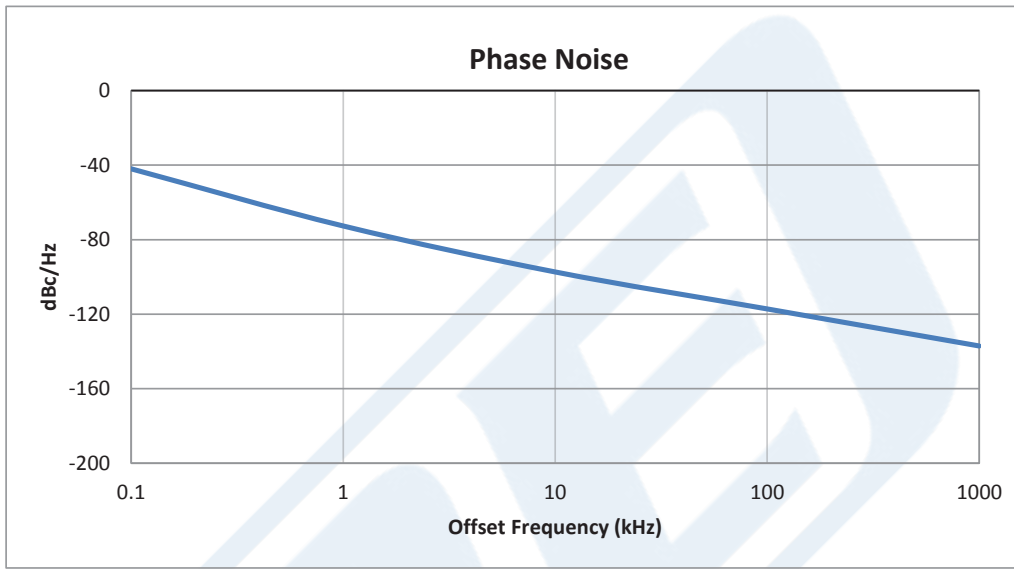


0.5 inch Commercial Surface Mount (SMT) Voltage
Controlled Oscillator (VCO) From 1.8 GHz to
2 GHz With Phase Noise of -100 dBc/Hz

Voltage Control Oscillators Technical Data Sheet

PE1V14005

Typical Performance Data



Click the following link (or enter part number in "SEARCH" on website) to obtain additional part information including price, inventory and certifications: [0.5 inch Commercial Surface Mount \(SMT\) Voltage Controlled Oscillator \(VCO\) From 1.8 GHz to 2 GHz With Phase Noise of -100 dBc/Hz PE1V14005](#)

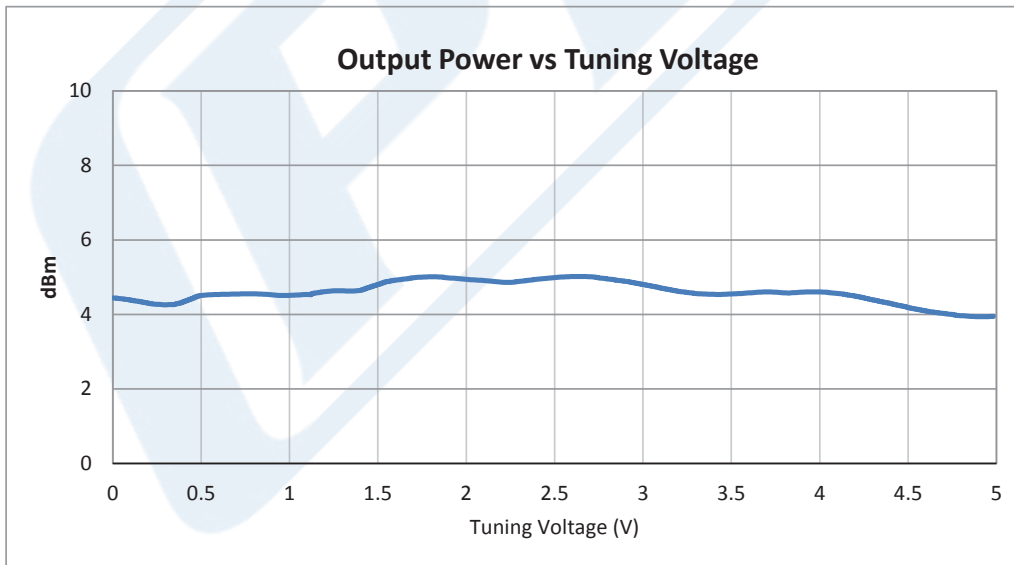
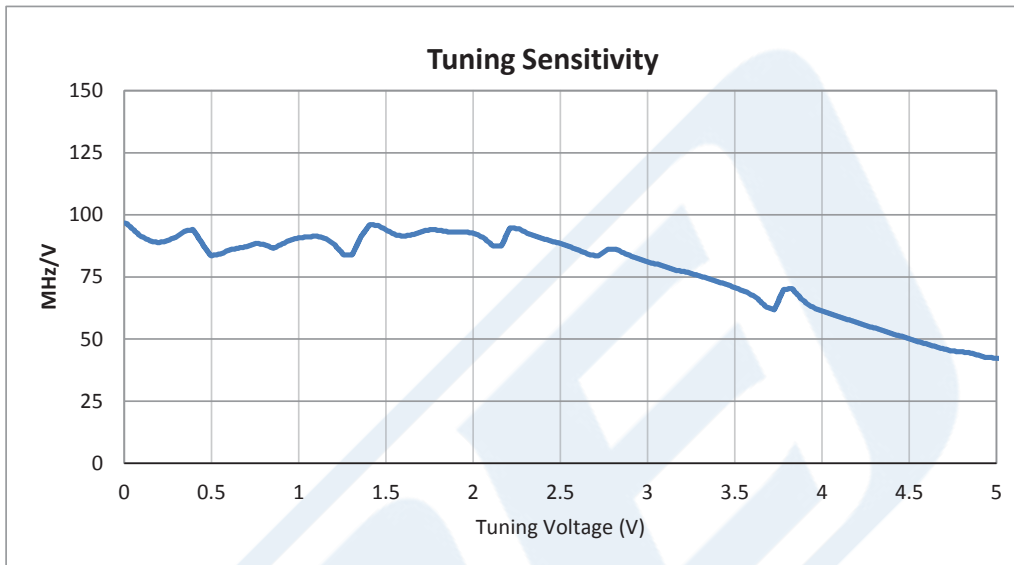




0.5 inch Commercial Surface Mount (SMT) Voltage
Controlled Oscillator (VCO) From 1.8 GHz to
2 GHz With Phase Noise of -100 dBc/Hz

Voltage Control Oscillators Technical Data Sheet

PE1V14005



Click the following link (or enter part number in "SEARCH" on website) to obtain additional part information including price, inventory and certifications: [0.5 inch Commercial Surface Mount \(SMT\) Voltage Controlled Oscillator \(VCO\) From 1.8 GHz to 2 GHz With Phase Noise of -100 dBc/Hz PE1V14005](#)

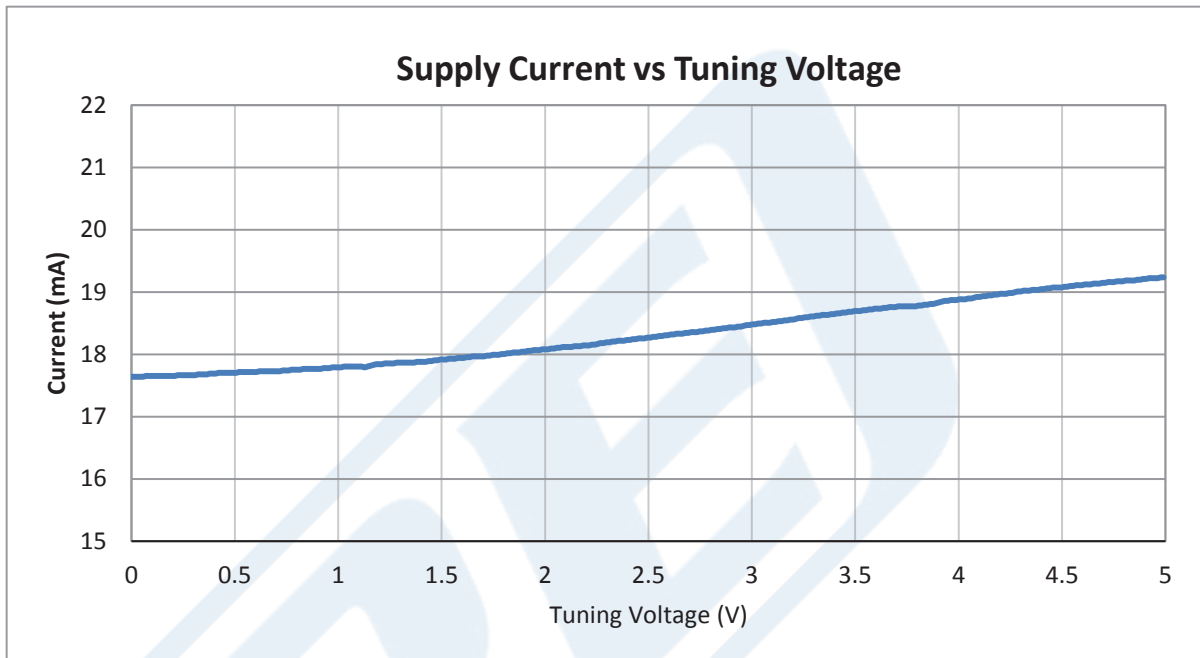




0.5 inch Commercial Surface Mount (SMT) Voltage
Controlled Oscillator (VCO) From 1.8 GHz to
2 GHz With Phase Noise of -100 dBc/Hz

Voltage Control Oscillators Technical Data Sheet

PE1V14005



0.5 inch Commercial Surface Mount (SMT) Voltage Controlled Oscillator (VCO) From 1.8 GHz to 2 GHz With Phase Noise of -100 dBc/Hz from Pasternack Enterprises has same day shipment for domestic and International orders. Our RF, microwave and millimeter wave products maintain a 99% availability and are part of the broadest selection in the industry.

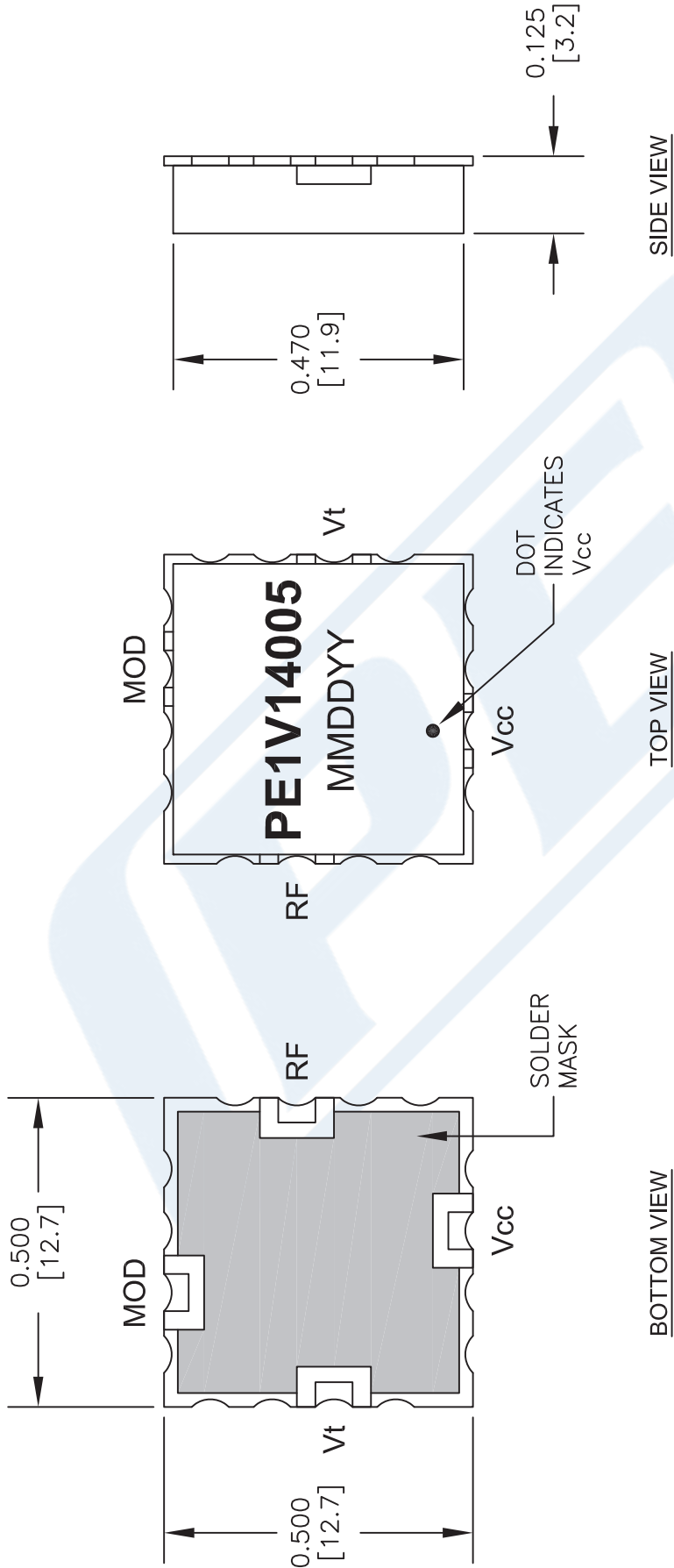
Click the following link (or enter part number in "SEARCH" on website) to obtain additional part information including price, inventory and certifications: [0.5 inch Commercial Surface Mount \(SMT\) Voltage Controlled Oscillator \(VCO\) From 1.8 GHz to 2 GHz With Phase Noise of -100 dBc/Hz PE1V14005](#)

URL: <http://www.pasternack.com/surface-mount-smt-voltage-controlled-oscillator-vco-2-ghz-pe1v14005-p.aspx>

The information contained in this document is accurate to the best of our knowledge and representative of the part described herein. It may be necessary to make modifications to the part and/or the documentation of the part, in order to implement improvements. Pasternack reserves the right to make such changes as required. Unless otherwise stated, all specifications are nominal. Pasternack does not make any representation or warranty regarding the suitability of the part described herein for any particular purpose, and Pasternack does not assume any liability arising out of the use of any part or documentation.

PE1V14005 CAD Drawing

0.5 inch Commercial Surface Mount (SMT) Voltage Controlled Oscillator (VCO) From 1.8 GHz to 2 GHz With Phase Noise of -100 dBc/Hz



NOTES:

1. THE CASE IS GROUND.
2. UNLESS OTHERWISE SPECIFIED ALL DIMENSIONS ARE IN INCHES [mm].
3. UNLESS OTHERWISE SPECIFIED FINISH IS 150-250 MICRO INCHES ELECTROLESS NICKEL OVER COPPER CLAD PCB, 2-5 MICRO INCHES IMMERSION GOLD, OVER NICKEL.
4. MOD PORT NOT AVAILABLE ON ALL MODELS.

DWG TITLE

PE1V14005

- NOTES:
1. UNLESS OTHERWISE SPECIFIED ALL DIMENSIONS ARE NOMINAL.
 2. ALL SPECIFICATIONS ARE SUBJECT TO CHANGE WITHOUT NOTICE AT ANY TIME.
 3. DIMENSIONS ARE IN INCHES [mm].

Pasternack Enterprises, Inc.
 P.O. Box 16759 | Irvine | CA | 92623
 Phone: (949) 261-1920 | Fax: (949) 261-7451
 Website: www.pasternack.com | E-Mail: sales@pasternack.com

FSCM NO. 53919

CAD FILE 082015

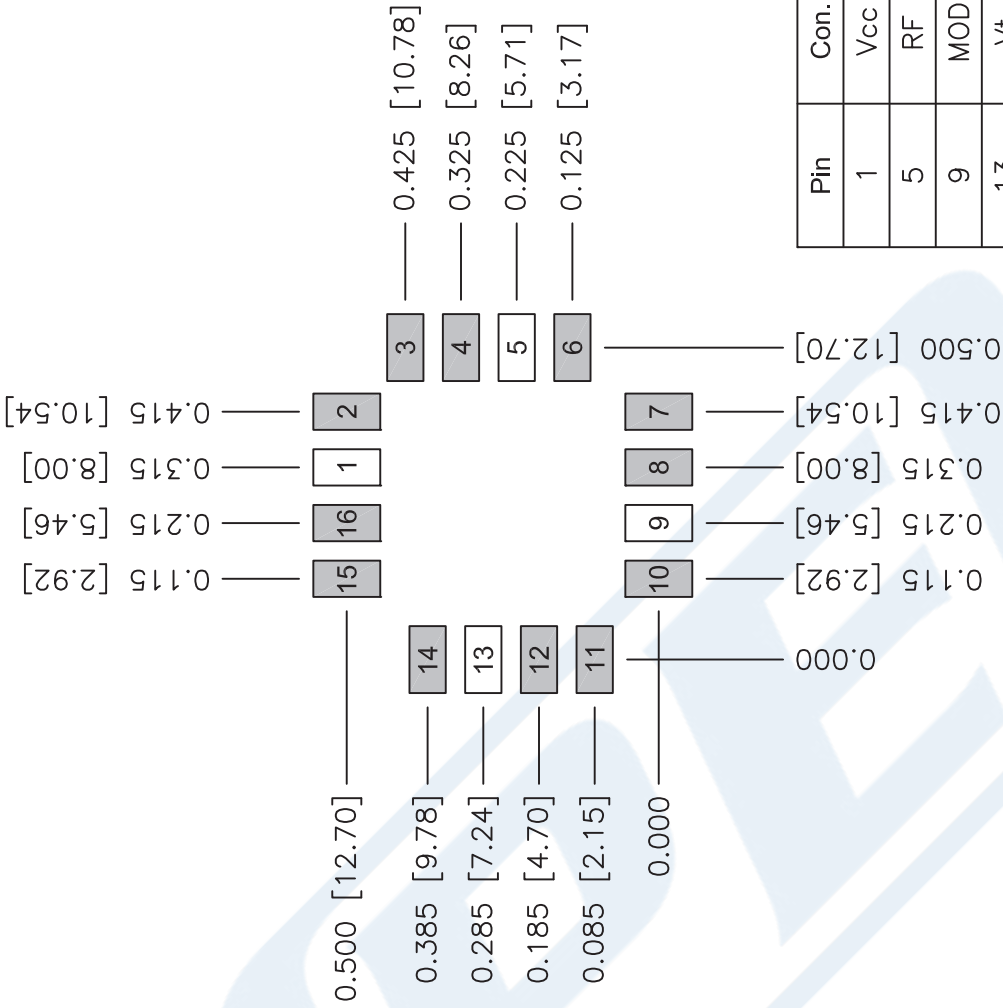
SCALE N/A

SIZE A

2233

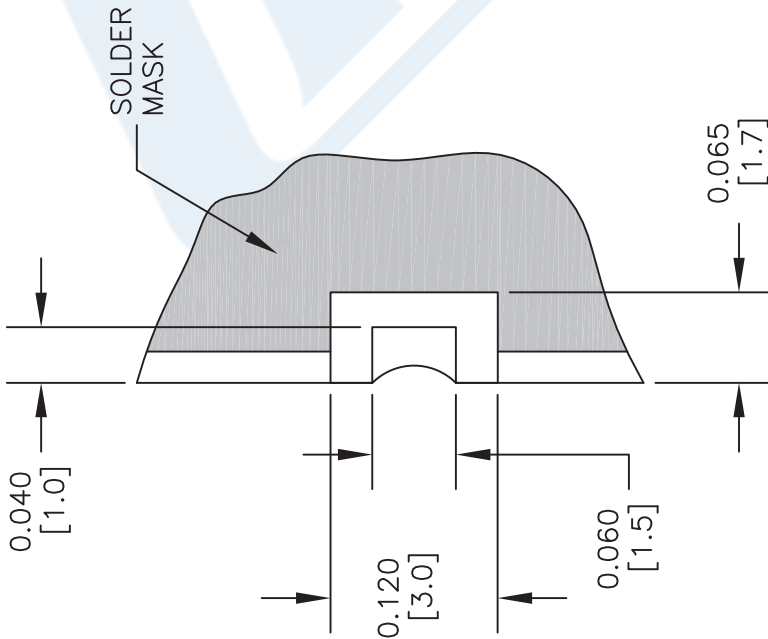
PE1V14005 CAD Drawing

0.5 inch Commercial Surface Mount (SMT) Voltage Controlled Oscillator (VCO) From 1.8 GHz to 2 GHz With Phase Noise of -100 dBc/Hz



Pin	Con.
1	Vcc
5	RF
9	MOD
13	Vt
Others	GND

PCB PAD LAYOUT



PAD DETAIL

NOTES:

1. THE CASE IS GROUND.
2. UNLESS OTHERWISE SPECIFIED ALL DIMENSIONS ARE IN INCHES [mm].
3. UNLESS OTHERWISE SPECIFIED FINISH IS 150-250 MICRO INCHES ELECTROLESS NICKEL OVER COPPER CLAD PCB, 2-5 MICRO INCHES IMMERSION GOLD, OVER NICKEL.
4. MOD PORT NOT AVAILABLE ON ALL MODELS.

DWG TITLE

PE1V14005

- NOTES:
1. UNLESS OTHERWISE SPECIFIED ALL DIMENSIONS ARE NOMINAL.
 2. ALL SPECIFICATIONS ARE SUBJECT TO CHANGE WITHOUT NOTICE AT ANY TIME.
 3. DIMENSIONS ARE IN INCHES [mm].



Pasternack Enterprises, Inc.
 P.O. Box 16759 | Irvine | CA | 92623
Phone: (949) 261-1920 | **Fax:** (949) 261-7451
Website: www.pasternack.com | **E-Mail:** sales@pasternack.com

FSCM NO. 53919

CAD FILE 082015

SCALE N/A

SIZE A

2233

PE1V14005 CAD Drawing

0.5 inch Commercial Surface Mount (SMT) Voltage Controlled Oscillator (VCO) From 1.8 GHz to 2 GHz With Phase Noise of -100 dBc/Hz

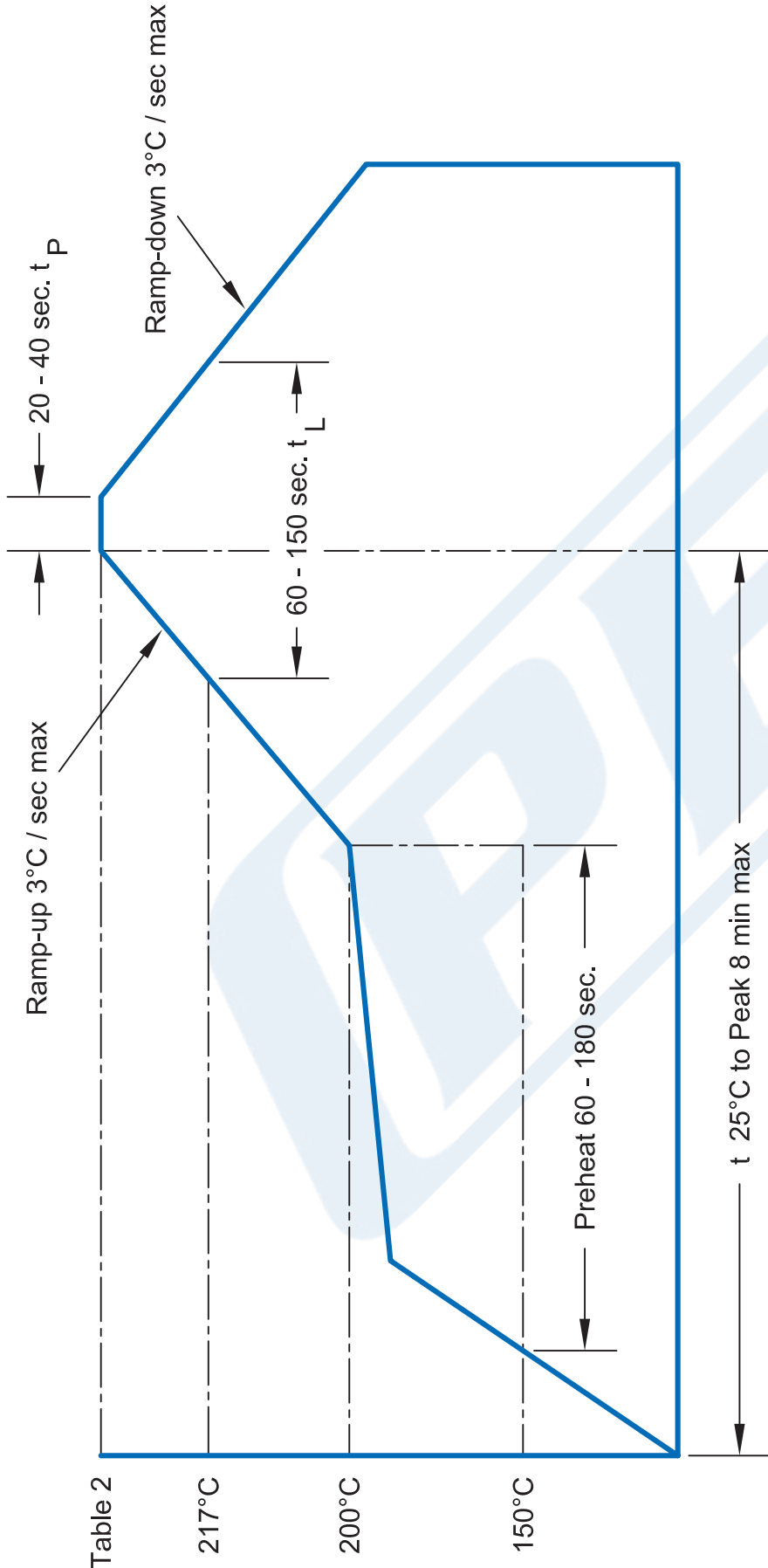


Table 2

217°C

200°C

150°C

Table 1

Hand Soldering	
Item	Condition
Tip Temp. (max.)	260°
Iron Power (max.)	20 W
Time (max.)	3 Sec.
Note.	Avoid excess pressure to castelations

Table 2

Package re-flow temp	
Pkg.	tp (°C)
VS	260
MMS	260
MS	245
All Others	245

NOTES:

1. ALL VCO'S HAVE A MS RATING OF 1
2. ALL PRODUCTS CONFORM TO JEDEC J-STD-020C FOR LEAD FREE PROCESSING.

DWG TITLE

PE1V14005

- NOTES:
1. UNLESS OTHERWISE SPECIFIED ALL DIMENSIONS ARE NOMINAL.
 2. ALL SPECIFICATIONS ARE SUBJECT TO CHANGE WITHOUT NOTICE AT ANY TIME.
 3. DIMENSIONS ARE IN INCHES [mm].

PE PASTERNAK®
 THE ENGINEER'S RF SOURCE
 Pasternack Enterprises, Inc.
 P.O. Box 16759 | Irvine | CA | 92623
 Phone: (949) 261-1920 | Fax: (949) 261-7451
 Website: www.pasternack.com | E-Mail: sales@pasternack.com

FSCM NO. 53919

CAD FILE 082015

SCALE N/A

SIZE A

2233