



DECADES AHEAD[®]
high power RF devices

Werlatone[®], Inc.

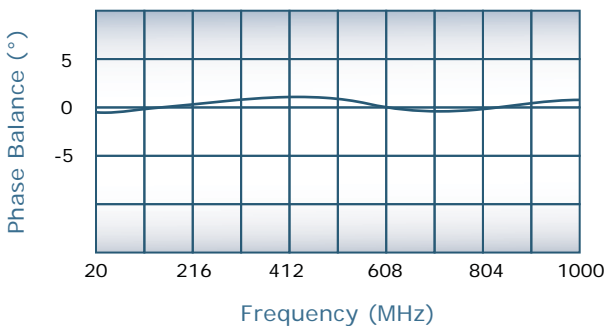
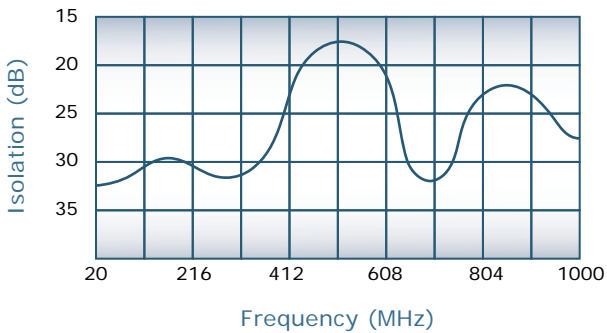
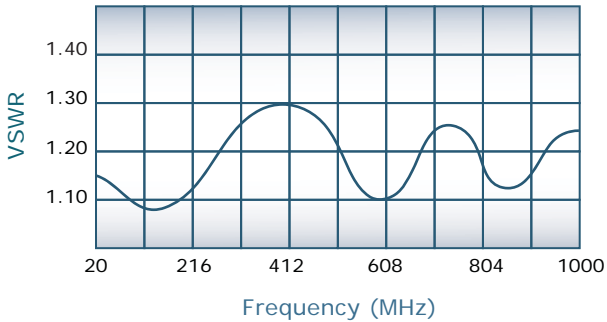
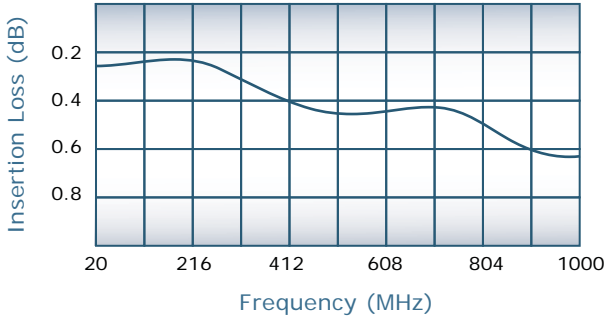
17 Jon Barrett Road Patterson, New York 12563
T (845) 278 2220 www.werlatone.com
F (845) 278 3440 sales@werlatone.com



4-Way Combiner/Divider

Model D9075

Frequency:	20 - 1000 MHz
Power:	1000 W CW
Insertion Loss:	0.65 dB Max.
VSWR:	1.35:1 Max.
Isolation:	15 dB Min.
Phase Balance:	± 5° Max.
Amplitude Balance:	0.3 dB Max.



Notes

- All specifications guaranteed
- Test data provided with each unit shipped
- Alternate connector configurations upon request
- Weight: 4 pounds

[View Audiovisual Presentation](#)

Connector Configurations

Model	J1 (Sum Port)	J2-J5 (Input/Output)
D9075-10	N Female	N Female
D9075-12	N Female	SMA
D9075-20	7/16 Female	N Female
D9075-22	7/16 Female	SMA

