



SMB Jack Connector Crimp/Solder Attachment For RG178, RG196

TECHNICAL DATA SHEET

PE4926

SMB Jack Connector Crimp/Solder Attachment For RG178, RG196

Configuration

Connector	SMB Jack
Connector Interface Type	RG178, RG196
Cable Attachment Method (Shield/Contact)	Crimp/Solder
Body Style	Straight

Electrical Specifications

Impedance, Ohms	50
-----------------	----

Mechanical Specifications

Size

Length, in [mm]	1.015 [25.78]
Width/Dia., in [mm]	0.219 [5.56]
Weight, lbs [g]	0.006 [2.72]

Connector

Type	SMB Jack
Contact Material and Plating	Gold
Body Material and Plating	Brass, Nickel
Dielectric Type	PTFE

Compliance Certifications (visit www.Pasternack.com for current document)

RoHS Compliant	Yes
----------------	-----

Plotted and Other Data

Notes:	Values at 25 °C, sea level
--------	----------------------------

SMB Jack Connector Crimp/Solder Attachment For RG178, RG196 from Pasternack Enterprises has same day shipment for domestic and International orders. Our RF, microwave and fiber optic products maintain a 99% availability and are part of the broadest selection in the industry.

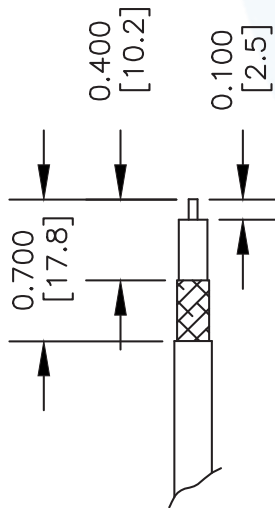
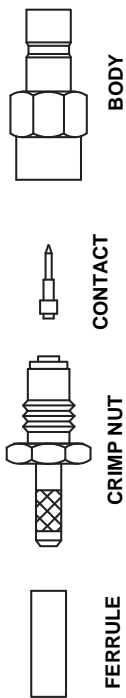
Click the following link (or enter part number in "SEARCH" on website) to obtain additional part information including price, inventory and certifications: [SMB Jack Connector Crimp/Solder Attachment For RG178, RG196 PE4926](http://www.pasternack.com/smb-jack-standard-rg178-rg196-connector-pe4926-p.aspx)

URL: <http://www.pasternack.com/smb-jack-standard-rg178-rg196-connector-pe4926-p.aspx>

The information contained in this document is accurate to the best of our knowledge and representative of the part described herein. It may be necessary to make modifications to the part and/or the documentation of the part, in order to implement improvements. Pasternack reserves the right to make such changes as required. Unless otherwise stated, all specifications are nominal.

PE4926 CAD Drawing

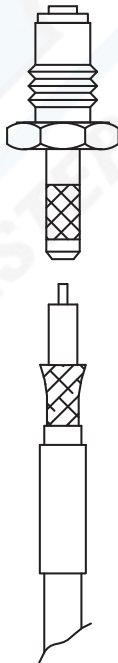
SMB Jack Connector Crimp/Solder Attachment For RG178, RG196



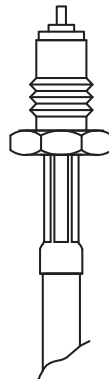
STRIPPING DIMENSIONS

ASSEMBLY PROCEDURES

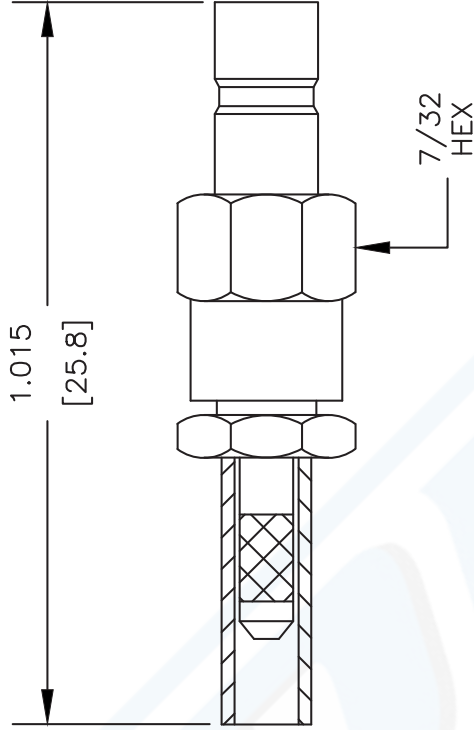
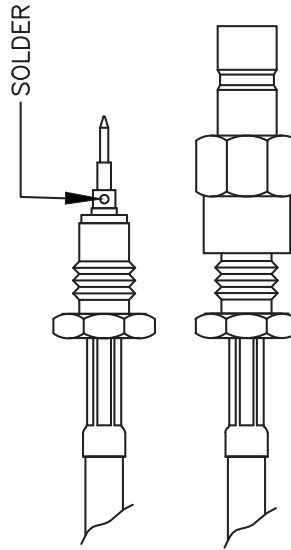
1. SLIDE FERRULE OVER CABLE. FLARE BRAID AND INSERT CRIMP NUT BETWEEN BRAID AND DIELECTRIC.



2. SLIDE FERRULE OVER BRAID AND CRIMP (.100" HEX CRIMP TOOL)



3. SOLDER CONTACT TO CENTER CONDUCTOR. SLIDE ASSEMBLY INTO BODY AND TIGHTEN.



DWG TITLE

PE4926

NOTES:
 1. UNLESS OTHERWISE SPECIFIED ALL DIMENSIONS ARE NOMINAL.
 2. ALL SPECIFICATIONS ARE SUBJECT TO CHANGE WITHOUT NOTICE AT ANY TIME.
 3. DIMENSIONS ARE IN INCHES [mm].
 4. FITS MIL-C-17 AND EQUIVALENT CABLES.

FSCM NO. 53919

CAD FILE 121208

SCALE N/A

SIZE A

127



PASTERNAK[®]
 Pasternack Enterprises, Inc.
 P.O. Box 16759 | Irvine | CA | 92623
 Phone: (949) 261-1920 | Fax: (949) 261-7451
 Website: www.pasternack.com | E-Mail: sales@pasternack.com