

TITLE: SPECIFICATION CONTROL DRAWING

PART IDENTIFIER: TS03XXW1
(XX) DB VALUE

DESCRIPTION: CHIP ATTENUATOR

ASSEMBLY DWG: 1900264

1.0 SPECIFICATIONS:

- 1.1 ELECTRICAL:
 - 1.1.1 IMPEDANCE: 50 OHMS NOMINAL.
 - 1.1.2 FREQUENCY RANGE: DC-8 GHZ.
 - 1.1.3 ATTENUATION VALUES AVAILABLE: 1-20 DB IN 1 DB INCREMENTS.
 - 1.1.4 ATTENUATION ACCURACY: SEE TABLE.

ATTENUATION ACCURACY		
DB	DC - 4 GHZ	4 - 8 GHZ
1 -3	±0.3	±0.5
4 - 6	±0.4	±0.5
7 - 10	±0.5	±0.5
11 - 15	±0.75	+0.5,-3.0
16 - 20	±1.0	+0.5,-4.0

- 1.1.5 VSWR: DC - 4 GHZ - 1.25.
4 - 8 GHZ - 1.35.
- 1.1.6 INPUT POWER: 2 WATTS CW.
 - 1.1.6.1 FULL RATED POWER TO 125°C, DERATED LINEARLY TO 0 WATTS AT 150°C.
 - 1.1.6.2 PEAK POWER, 50 WATTS FOR 10US PULSE WIDTH @ 1% DUTY CYCLE.
- 1.2 MECHANICAL:
 - 1.2.1 OUTLINE DWG: SEE SHEET 2.
 - 1.2.2 WORKMANSHIP: PER MIL-PRF-55342.
- 1.3 ENVIRONMENTAL:
 - 1.3.1 ALTITUDE:
 - 1.3.1.1 NON-OPERATING: SEA LEVEL TO 50,000 FEET.
 - 1.3.1.2 OPERATING: SEA LEVEL TO 50,000 FEET.
 - 1.3.2 TEMPERATURE RANGE:
 - 1.3.2.1 NON-OPERATING: -55°C TO +150°C.
 - 1.3.2.2 OPERATING: -55°C TO +150°C.
 - 1.3.3 VIBRATION: PER MIL-STD-202, METHOD 204, COND. D.
 - 1.3.4 SHOCK: PER MIL-STD-202, METHOD 213, COND. I.
 - 1.3.5 MOISTURE RESISTANCE: PER MIL-STD-202, METHOD 106 EXCEPT SUBCYCLE STEPS 7A AND 7B AND POLARIZATION AND LOAD ARE NOT APPLICABLE.
- 1.4 ELECTROSTATIC DISCHARGE CONTROL: PER MIL-STD-1686.

2.0 UNIT MARKING: "DB VALUE". LEGIBILITY AND PERMANENCY PER MIL-STD-130.

3.0 QUALITY ASSURANCE:

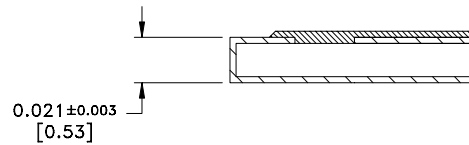
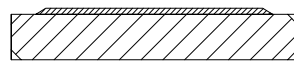
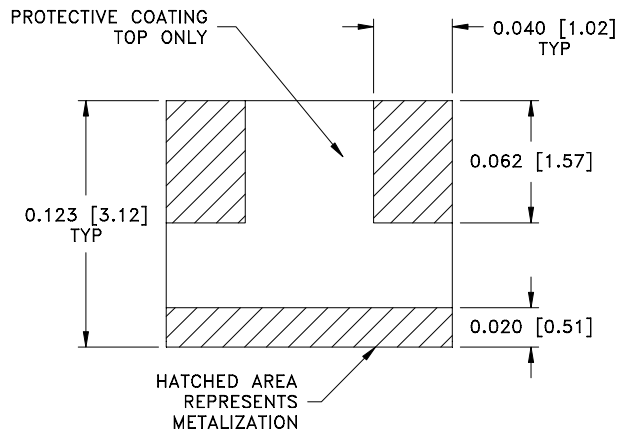
- 3.1 SAMPLE INSPECT PER ANSI/ASQC Z1.4 GENERAL INSPECTION, LEVEL II, AQL = 1.0.
 - 3.1.1 VISUAL AND MECHANICAL EXAMINATION FOR CONFORMANCE TO OUTLINE DWG REQUIREMENTS.
- 3.2 PERFORM INSPECTION IN ACCORDANCE WITH QA0006 AND FORM0357 FOR COMMERCIAL GRADE PRODUCT.
- 3.3 TEST DATA REQUIREMENTS:
 - 3.3.1 NO TEST DATA REQUIRED FOR CUSTOMER.
 - 3.3.2 DATA RETENTION – 24 MONTHS.

4.0 PACKAGING: STANDARD PACK PER MC0023.

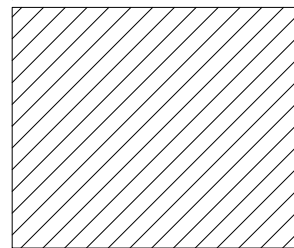
ENG		PUR		MFG		PLAN		SM		
CC				QA						
EMC TECHNOLOGY, INC 1971 OLD CUTHBERT ROAD CHERRY HILL, NJ 08034		CAGE CODE # 24602					DWG #	1004105000		
		CHANGE NOTICE	EN 01-406				REV LVL	K		
							SHEET	1 OF 2		

PART ID REF

TS03XXW1

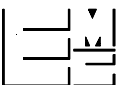
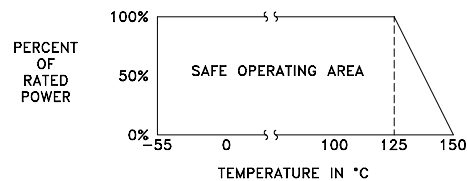


0.145 [3.68]

FULL GROUND
TERMINAL**MECHANICAL SPECIFICATIONS:**

SUBSTRATE:
MATERIAL - ALUMINA, MIL-I-10.
TERMINAL & GROUND PLANE:
MATERIAL - THICK FILM, NICKEL BARRIER,
SOLDER PLATED.
RESISTIVE ELEMENT:
MATERIAL - THIN FILM, TANTALUM NITRIDE.

METRIC EQUIVALENTS GIVEN IN [mm]
FOR REFERENCE INFORMATION ONLY

**POWER RATING AND DERATING**

EMC TECHNOLOGY INC
1971 OLD CUTHBERT RD
CHERRY HILL NJ 08034
PHONE NO. (856) 429-7800
FAX NO. (856) 429-1807

UNLESS OTHERWISE
SPECIFIED DIMENSIONS
ARE IN INCHES
TOLERANCES
FRACT --- --
ANG --- --
XX --- --
XXX ±0.005
XXXX --- --

THESE DRAWINGS AND SPECIFICATIONS ARE THE PROPERTY OF EMC TECHNOLOGY INC AND SHALL NOT BE DUPLICATED OR USED AS BASIS FOR THE MANUFACTURE OR SALE OF PARTS OR DEVICES WITHOUT PERMISSION.

CAGE CODE	SCALE	DRAWN BY	CHECKED BY	APPROVED BY
24602	16:1	CME 09/25/2001		FJV 9/25/01
REV	CHANGE NOTICE	DRAWING NO	SHEET	
K	EN 01-406	1004105000	2 OF 2	