



**2441 MHz Wireless Saw Filter**

**Part Number – AM2441S355**

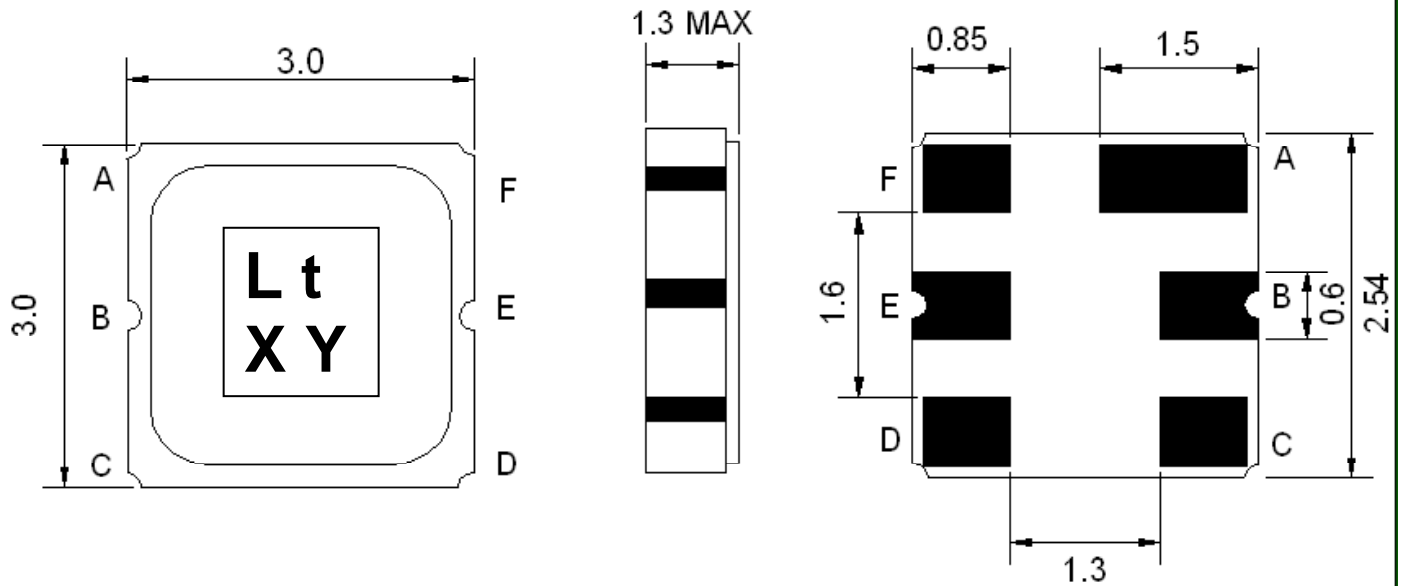
| Parameters Description                      | Unit              | Minimum | Typical | Maximum |
|---|-------------------|---------|---------|---------|
| Center Frequency (Fo)                       | MHz               | -       | 2441.8  | -       |
| Insertion Loss within 2400.0 ~ 2483.5 MHz   | dB                | -       | 2.5     | 5.0     |
| Amplitude Ripple within 2400.0 ~ 2483.5 MHz | dB <sub>p-p</sub> | -       | 1.2     | 3.0     |
| <b>Attenuation:</b>                         |                   |         |         |         |
| D.C ~ 1700.0 MHz                            | dB                | 20      | 29      | -       |
| 1700.0 ~ 2200.0 MHz                         | dB                | 25      | 30      | -       |
| 2700.0 ~ 3100.0 MHz                         | dB                | 30      | 40      | -       |
| 3100.0 ~ 4000.0 MHz                         | dB                | 20      | 29      | -       |
| 4000.0 ~ 5000.0 MHz                         | dB                | 10      | 20      | -       |
| VSWR within 2400.0 ~ 2483.5 MHz             | -                 | -       | 1.7     | 2.6     |

| Parameters Description                         | Unit            | Minimum | Typical   | Maximum |
|--|-----------------|---------|-----------|---------|
| Operating Temperature Range                    | °C              | -40     | -         | +85     |
| Storage Temperature Range                      | °C              | -40     | -         | +85     |
| Maximum DC Voltage                             | V               | -       | -         | -       |
| Maximum Input Power                            | dBm             | -       | -         | 10      |
| Source Impedance (single ended) <sup>(1)</sup> | Ω               | -       | 50        | -       |
| Load Impedance (single ended) <sup>(1)</sup>   | Ω               | -       | 50        | -       |
| Package type & size                            | M               |         |           |         |
| Length x Width                                 | mm <sup>2</sup> | -       | 3.0 x 3.0 | -       |
| Height   | mm              | -       | -         | 1.3     |





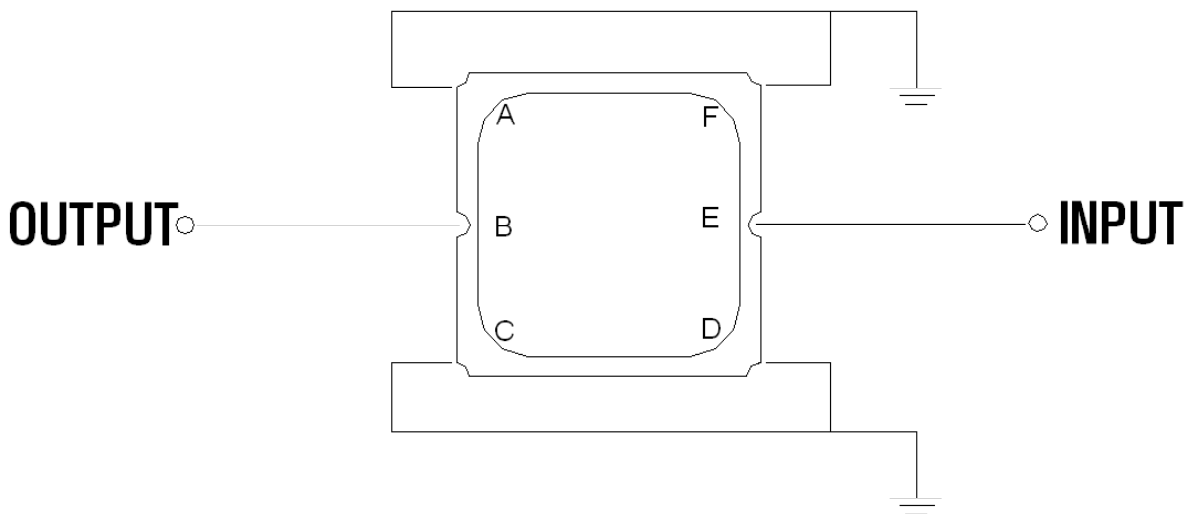
**Package Dimensions:**



| Marking Descriptions |                      |
|----------------------|----------------------|
| L                    | Wireless Application |
| t                    | Series Number        |
| X                    | Date Code(Year)      |
| Y                    | Date Code(Month)     |

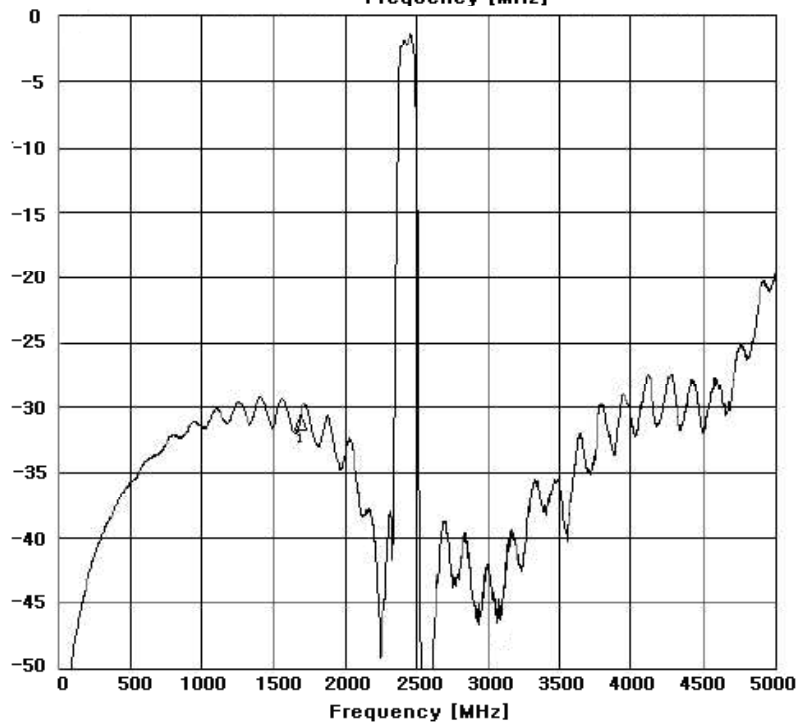
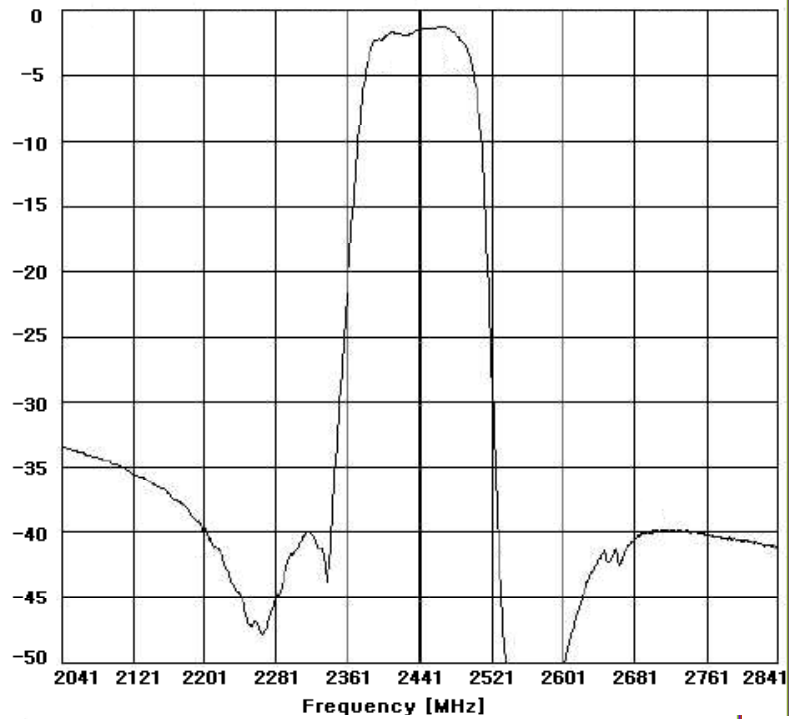
| Pin Description |        |
|-----------------|--------|
| A, C, D, F      | Ground |
| E               | In     |
| B               | Out    |

**Testing Environment:**



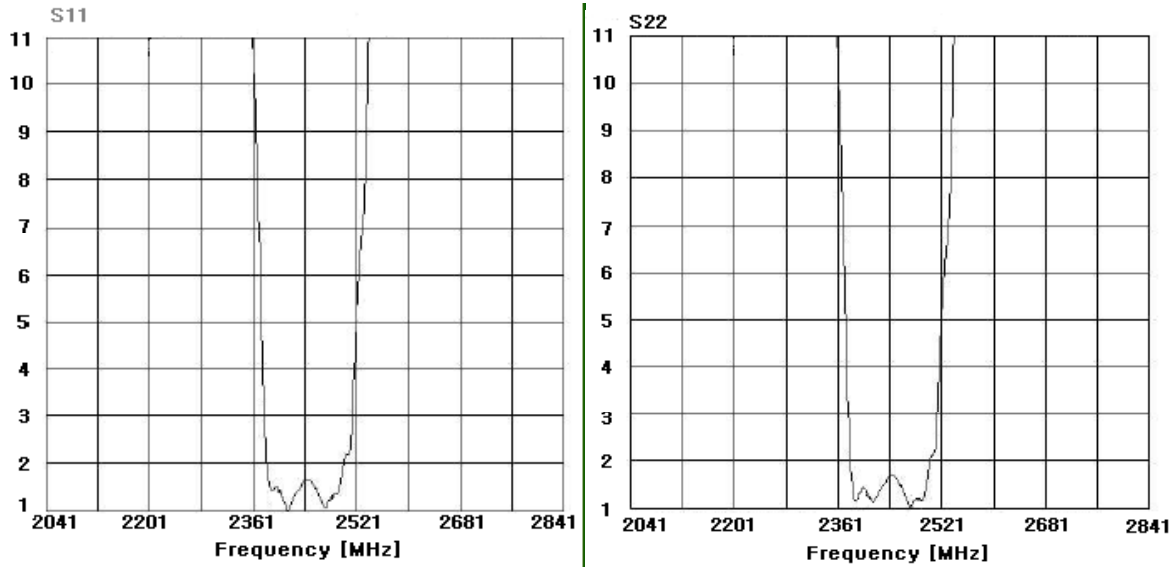


**Frequency Response:**





**VSWR:**



**Smith Chart:**

