


FEATURES

- Low Profile Surface Mount Package
- High Power
- Low Insertion Loss
- High Directivity
- 100% Tested

APPLICATIONS

- Power Amplifiers
- Power Monitors
- Reflectometers
- Signal Distribution Network
- Antenna Feeds
- Switch Networks



GENERAL DESCRIPTION

Florida RF Labs offers high performance directional couplers in a low profile, surface mount package. These couplers are designed for demanding applications where high power, low loss and excellent directivity are required.

SPECIFICATIONS

1.0 ELECTRICAL

Frequency	Coupling	Directivity	Insertion Loss	VSWR	Power Handling
2000 to 2300 MHz	30 ± 1.5 dB	18 dB Min	0.2 dB Max	1.15 Max	200 Watts CW

2.0 MECHANICAL

Operating Temperature: -55 °C to +125 °C
 Substrate: LTCC
 Conductor: Silver
 Plating: Gold
 Application Note: AN0030 (General Hybrid And Directional Coupler)

3.0 UNIT MARKING

Logo, part Number and Pin 1 Identification

4.0 PACKAGING

Standard: Tape And Reel

5.0 PART NUMBERING

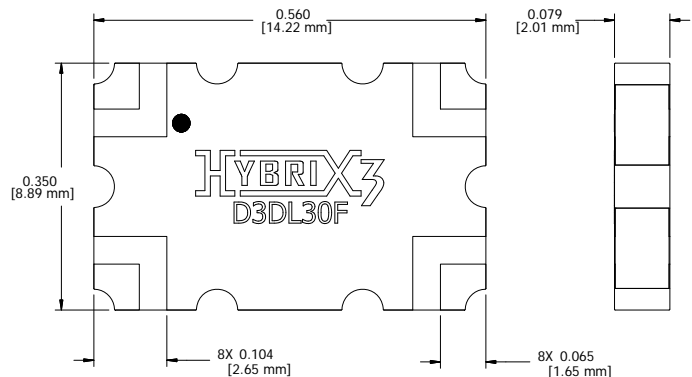
Part Identifier: D3DL30F

PIN CONFIGURATION



Port	P1	P2	P3	P4
P1	-	OUT	ISO	Coup
P2	OUT	-	Coup	ISO
P3	ISO	Coup	-	OUT
P4	Coup	ISO	OUT	-

MECHANICAL OUTLINE



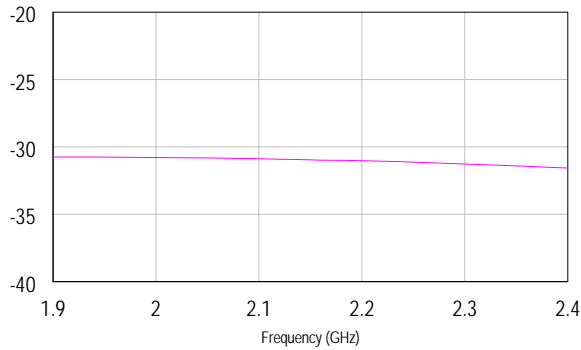
Unless Otherwise Specified:

TOLERANCE: .XXX = ±.010

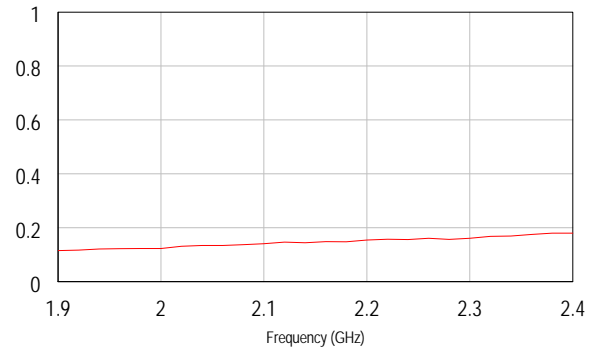
Note: Specifications are subject to change without notice.

6.0 TYPICAL PERFORMANCE AT 25 °C

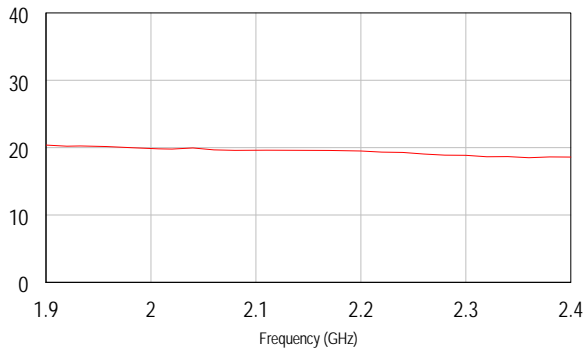
COUPLING



INSERTION LOSS



DIRECTIVITY



VSWR ALL PORTS

