

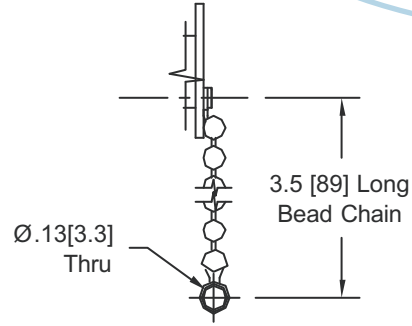
TERMINATIONS

Type N, DC - 12.4 GHz, 10 Watts

SPECIFICATIONS:

Models: 3093F, 3093M, 3093MC, 3093FC

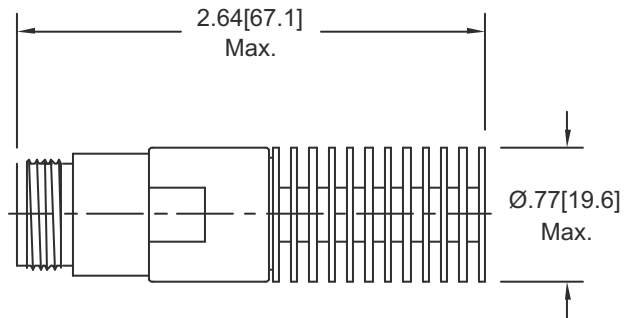
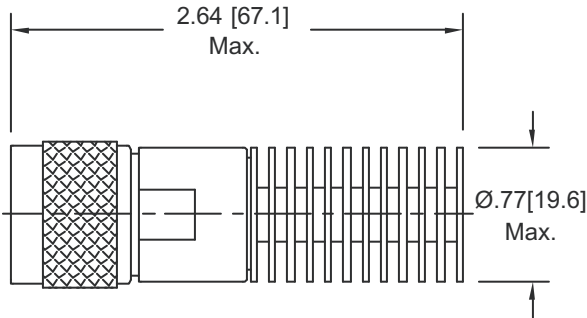
Electrical:	
Frequency Range	DC - 12.4 GHz
VSWR	
DC - 1 GHz	1.10:1 Max.
1 - 4 GHz	1.15:1 Max.
4 - 8 GHz	1.20:1 Max.
8 - 12.4 GHz	1.25:1 Max.
Impedance	50 Ohms
Input Power	10 Watts Avg. @ +25°C Derated Linearly to 2 Watts @ +125°C
Peak Power	5 kW Max. (5uSec Pulse, .05% Duty Cycle)
Mechanical:	
Type N Connectors	Nickel Plated Brass Mates with MIL-STD-348
Housing	Anodized Aluminum
Conductors	Gold Plated Beryllium Copper
Bead Chain	Passivated Stainless Steel



CHAIN DETAIL

Model Number: **3093M**
Type N Male Connector

Model Number: **3093F**
Type N Female Connector



HOW TO ORDER:

Model Number: **3093XY**

Connector Configuration	Style
M = Male	= No Chain
F = Female	C = Chain

Ordering Examples:

Model Number: **3093MC**
DC - 12.4 GHz; Type N Male; Chain Included

Model Number: **3093F**
DC - 12.4 GHz; Type N Female; No Chain

Model Number: **3093M**
DC - 12.4 GHz; Type N Male; No Chain

Note: Dimensions in Brackets are Expressed in Millimeters and are for Reference Only.
Design, specifications are subject to change without notice. Contact factory for technical specifications before purchasing and/or use.

3093: REV B



Aeroflex / Inmet, Inc. 300 Dino Drive, Ann Arbor, MI 48103 • U.S.A.
888-244-6638 or 734-426-5553 • FAX: 734-426-5557
www.aeroflex.com/inmet • inmet-sales@eroflex.com