

HyperLink Wireless 800/900 MHz High Performance Omnidirectional Antennas Models: HGV-903U and HGV-906U

Applications

- 900 MHz ISM band and Wireless LAN systems
- Multipoint applications
- Non Line of Sight (NLOS)
- Wireless video links
- GSM, SCADA applications

Features

- Superior all weather performance
- Rugged industrial grade design
- Lightweight fiberglass radome
- Integral N-Female connector
- Heavy-duty steel mounting bracket




HGV-906U Shown

Description

The HyperLink 900 MHz HGV series are high performance omnidirectional antennas designed for the 800 MHz / 900 MHz ISM band. They are ideally suited for multipoint, Non Line of Sight (NLOS) and mobile applications where high gain and wide coverage is desired. Typical applications include 900 MHz Wireless LAN, SCADA, Wireless Video Links and 800 MHz as well as 900MHz Cellular band applications.

The HGV series antennas feature an integral N-Female bulkhead type connector that mounts through the wall of an equipment enclosure. Included with each antenna is a mast mounting kit. Consisting of a heavy-duty steel bracket and a pair of U-bolts, this kit allows installation on masts up to 2.0" in diameter.

These antennas feature a rugged 1.3" diameter white high intensity fiberglass radome for durability and aesthetics. It is designed for all weather operation.



Specifications

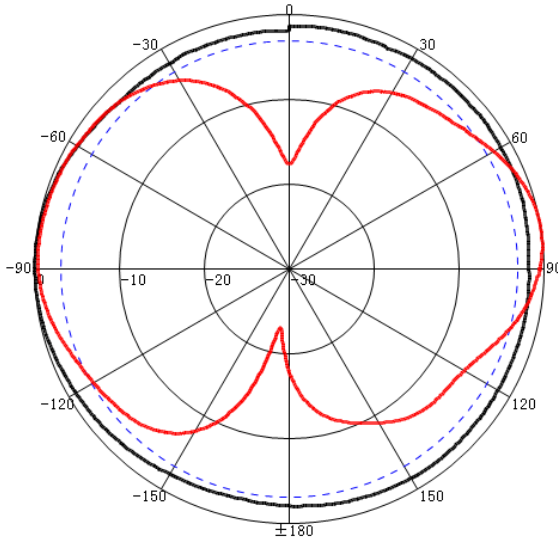
Electrical Specifications

Models	HGV-903U	HGV-906U
Frequency	824 – 960 MHz	
Gain	3 dBi	6 dBi
Vertical Beam Width	70 Degrees	30 Degrees
Horizontal Beam Width	360 Degrees	360 Degrees
Polarization	Vertical	
Impedance	50 Ohm	
Max. Input Power	100 Watts	
VSWR	< 1.5:1 avg.	

Mechanical Specifications

Connector	Integral N-Female	
Weight	1.5 lbs. (0.7 Kg)	2.4 lbs. (1.1 Kg)
Length	13.4 in. (340 mm)	23.6 in. (600 mm)
Diameter	1.3 in. (33 mm)	
Radome Material	White Fiberglass	
Mounting Mast Size	1.2 to 2 in. Dia. (31.7 to 50.8 mm dia.)	
Operating Temperature	-40° C to 85° C (-40° F to 185° F)	
Rated Wind Velocity	130 MPH (210km/h)	108 MPH (173km/h)
RoHS Compliant	Yes	

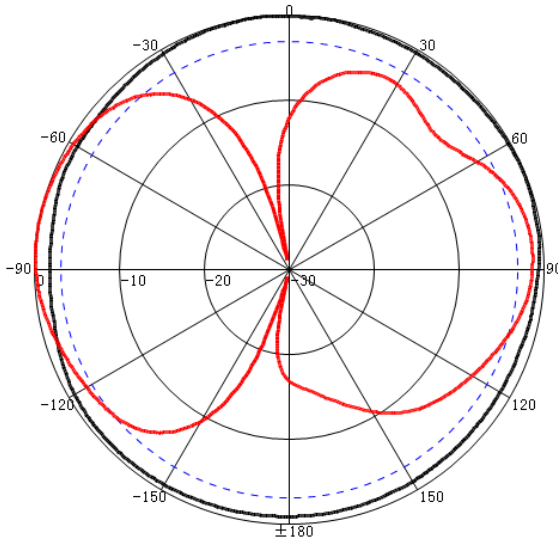
RF Antenna Patterns – HGV-903U



Freq:824MHz
 Date:2014-04-10
 Elevation:H-plane
 Polar-Across:Main
 Polarization:Vertical
 Max:-12.30dB
 HPBW(3dB):360.00°
 FBR:1.24dB

Freq:824MHz
 Date:2014-04-10
 Elevation:V-plane
 Polar-Across:Main
 Polarization:Vertical
 Max:-15.65dB
 HPBW(3dB):49.17°
 FBR:0.33dB

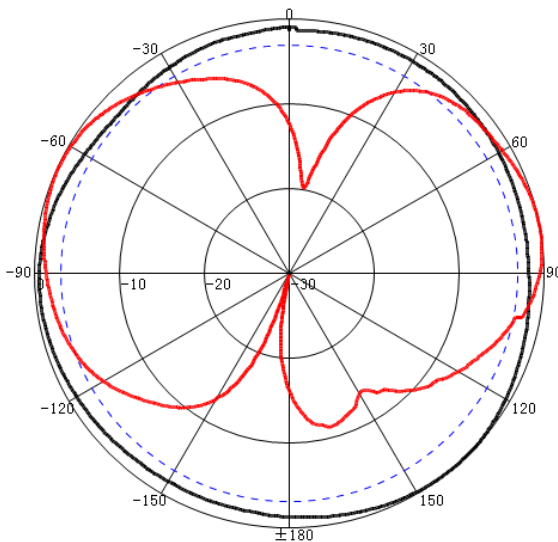
Gain:3.58dBi



Freq:890MHz
 Date:2014-04-10
 Elevation:H-plane
 Polar-Across:Main
 Polarization:Vertical
 Max:-12.22dB
 HPBW(3dB):360.00°
 FBR:0.75dB

Freq:890MHz
 Date:2014-04-10
 Elevation:V-plane
 Polar-Across:Main
 Polarization:Vertical
 Max:-16.25dB
 HPBW(3dB):87.37°
 FBR:1.27dB

Gain:3.48dBi

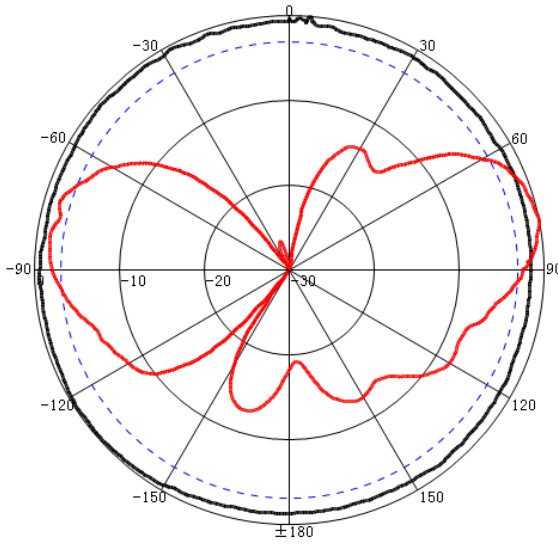


Freq:960MHz
 Date:2014-04-10
 Elevation:H-plane
 Polar-Across:Main
 Polarization:Vertical
 Max:-13.42dB
 HPBW(3dB):360.00°
 FBR:1.35dB

Freq:960MHz
 Date:2014-04-10
 Elevation:V-plane
 Polar-Across:Main
 Polarization:Vertical
 Max:-16.20dB
 HPBW(3dB):63.92°
 FBR:0.18dB

Gain:3.83dBi

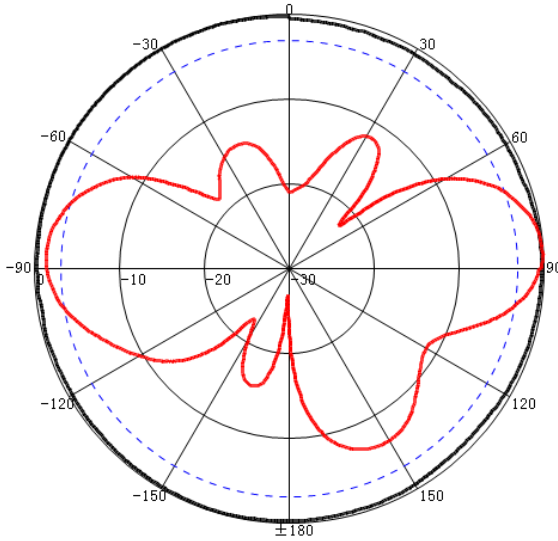
RF Antenna Patterns – HGV-906U



Freq:824MHz
Date:2013-12-25
Elevation:H-plane
Polar-Across:Main
Polarization:Vertical
Max:-11.18dB
HPBW(3dB):360.00°
FBR:0.66dB

Freq:824MHz
Date:2013-12-25
Elevation:V-plane
Polar-Across:Main
Polarization:Vertical
Max:-11.57dB
HPBW(3dB):31.30°
FBR:1.55dB

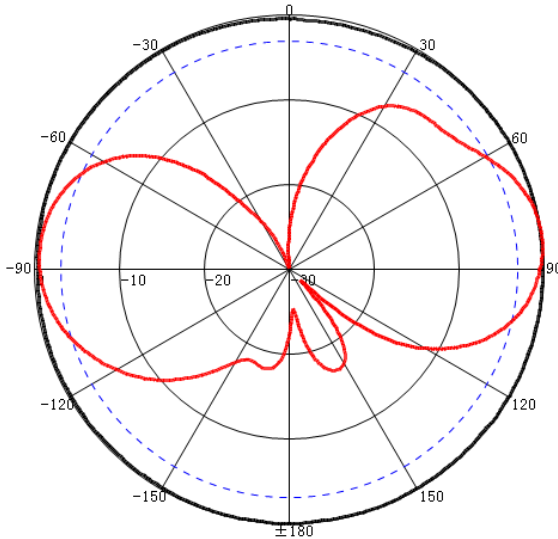
Gain:5.74dBi



Freq:890MHz
Date:2013-12-25
Elevation:H-plane
Polar-Across:Main
Polarization:Vertical
Max:-8.84dB
HPBW(3dB):360.00°
FBR:0.16dB

Freq:890MHz
Date:2013-12-25
Elevation:V-plane
Polar-Across:Main
Polarization:Vertical
Max:-12.31dB
HPBW(3dB):28.46°
FBR:1.36dB

Gain:5.38dBi



Freq:960MHz
Date:2013-12-25
Elevation:H-plane
Polar-Across:Main
Polarization:Vertical
Max:-8.96dB
HPBW(3dB):360.00°
FBR:0.00dB

Freq:960MHz
Date:2013-12-25
Elevation:V-plane
Polar-Across:Main
Polarization:Vertical
Max:-10.43dB
HPBW(3dB):41.34°
FBR:0.55dB

Gain:4.88dBi