

DC BLOCKS

SMP, 7 kHz - 26.5 GHz, Inner Only

SPECIFICATIONS:

Models: 8535PX, 8535PLX

RoHS
Compliant

AEROFLEX
A passion for performance.

Electrical:

Frequency Range _____ 7 kHz - 26.5 GHz
 VSWR:
 30 kHz - 12 GHz _____ 1.35:1 Max.
 12 GHz - 26.5 GHz _____ 1.40:1 Max.
 Impedance _____ 50 Ohms
 Voltage Rating _____ 50 Volts Max.
 Operating Temp Range _____ -35°C to +85°C
 Rise Time (10 - 90%) _____ < 9 pS Typical
 Insertion Loss
 30 kHz - 26.5 GHz _____ 1.0 dB Max.

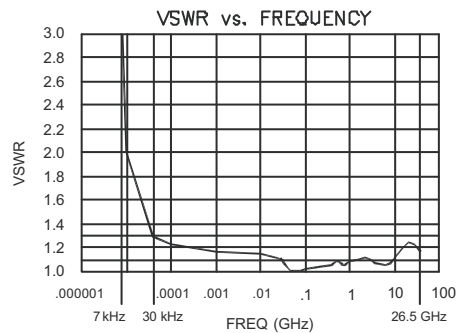
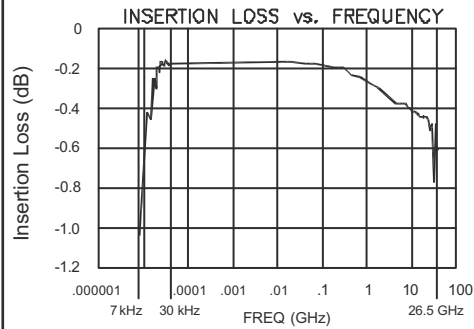
Mechanical:

SMP Connectors _____ Gold Plated Beryllium Copper
 (SMP Connectors mate with GPO™ connectors IAW MIL-STD-34B)
 Conductors _____ Gold Plated Beryllium Copper
 Barrel** _____ Passivated Stainless Steel

** For a Gold Plated Barrel add /AU to the Model Number

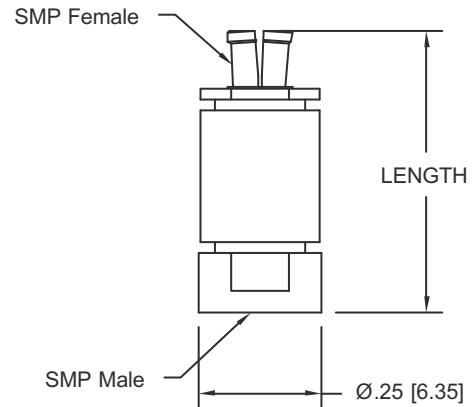
GPO is a trademark of Corning Gilbert Inc.

Typical performance from 7 kHz - 26.5 GHz



Model Number: **8535PYZ**

Connector Configuration	Model Numbers	LENGTH	
		Inches	Millimeters
Male/Female	8535P 8535PL	.58 ±.05	[14.73 ±1.27]
Male/Male	8535PM 8535PLM	.56 ±.05	[14.22 ±1.27]
Female/Female	8535PF	.60 ±.05	[15.24 ±1.27]



HOW TO ORDER:

Model Number: **8535PYZ/FF**

Connector Style _____ Connector Configuration _____
 = Full Detent Male Interface = Male/Female
 Force to Engage: 15.0 Lbs Max. F = Fem/Fem
 L = Limited Detent Male Interface M = Male/Male
 Force to Engage: 5.0 Lbs Max.

Finish _____
 = Passivated Barrel
 /AU = Gold Plated Barrel

Ordering Examples:

Model Number: **8535P**
 SMP - Male/Female, Male has Full Detent Interface

Model Number: **8535PF**
 SMP - Female/Female

Model Number: **8535PLM**
 SMP - Male/Male, Limited Detent Interface

Note: Dimensions in Brackets are Expressed in Millimeters and are for Reference Only.

8535P: REV B



Aeroflex / Inmet, Inc. • 300 Dino Drive, Ann Arbor, MI 48103 • U.S.A.
 888-244-6638 or 734-426-5553 • FAX: 734-426-5557
 www.aeroflex.com/inmet • inmet@aeroflex.com