

3.3V HCSL Oscillator



Model: F730SL SERIES

RoHS Compliant / REACH Compliant

Rev. 4/16/2015

Page 1 of 2

http://www.foxonline.com/need_a_sample.htm



FEATURES

- HCL Differential Output
- Low Phase Jitter (under 1pS RMS 12kHz~ 20MHz)
- Tape and Reel (2,000 pcs. STD)

• PART NUMBER SELECTION

Part Number	Model Number	Frequency Stability ¹	Operating Temperature (°C)	Frequency Range (MHz)
843-Frequency-xxxxx	F730SL	±100PPM	0 ~ +70	15.000 ~ 160.000
843A-Frequency-xxxxx	F730SLR	±100PPM	-40 ~ +85	15.000 ~ 160.000
843B-Frequency-xxxxx	F735SL	±50PPM	0 ~ +70	15.000 ~ 160.000
843C-Frequency-xxxxx	F735SLR	±50PPM	-40 ~ +85	15.000 ~ 160.000
843D-Frequency-xxxxx	F736SL	±25PPM	0 ~ +70	15.000 ~ 160.000
843E-Frequency-xxxxx	F736SLR	±25PPM	-40 ~ +85	15.000 ~ 160.000

• ELECTRICAL CHARACTERISTICS

PARAMETERS	MAX (unless otherwise noted)
Frequency Range (Fo)	15.000 ~ 160.000 MHz
Storage Temperature Range (TSTG)	-55°C ~ +125°C
Supply Voltage (VDD)	3.3V ± 5%
Input Current (IDD)	40mA
Output Symmetry (Cross Point)	45% ~ 55%
Rise/Fall Time (0.175 ~ 0.525V)	
15.000 ~ 99.999999 MHz	1.0nS
100.000 ~ 160.000 MHz	0.7nS
Output Voltage (VOL)	-0.15 ~ 0.15V
(VOH)	0.66 ~ 0.85V
Output Swing (VOPP)	0.65V Min
Output Load	50 Ohms to GND
Standby Current	10µA
Start-up Time (Ts)	10mS
Output Disable Time ²	200nS
Output Enable Time ²	10mS
Aging (per year @ 25°C)	±3 PPM
Phase Jitter (12kHz ~ 20MHz)	1 pS RMS
Maximum Soldering Temp / Time	260°C / 10 Seconds
Moisture Sensitivity Level (MSL)	1
Termination Finish	Au

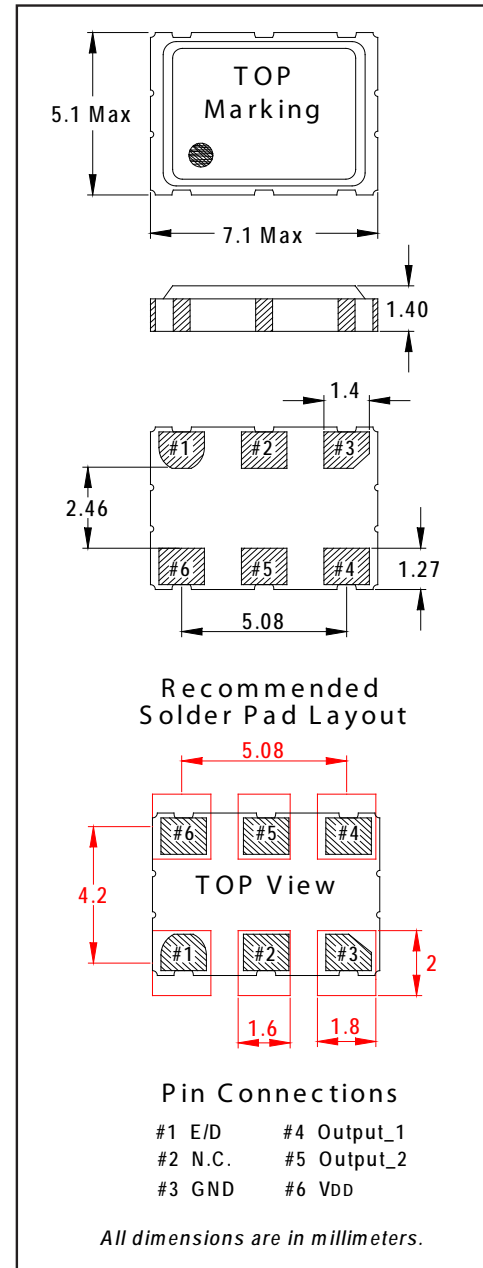
¹ Inclusive of 25°C tolerance, operating temperature range.

² An internal pullup resistor from pin 1 to pin 6 allows active output if pin 1 is left open.

Note: A 0.01µF capacitor should be placed between VDD (Pin 6) and GND (Pin3) to minimize power supply noise.

Drawing is for reference to critical specifications defined by size measurements.

Certain non-critical visual attributes, such as side castellations, reference pin shape, etc. may vary. All specifications subject to change without notice.



• ENABLE / DISABLE FUNCTION

(Pin 1)	OUTPUT (Pin 4, Pin 5)
OPEN ²	ACTIVE
'1' Level $V_{IH} \geq 70\% V_{DD}$	ACTIVE
'0' Level $V_{IL} \leq 30\% V_{DD}$	High Z

3.3V HCSL Oscillator

Model: F730SL SERIES

RoHS Compliant / REACH Compliant

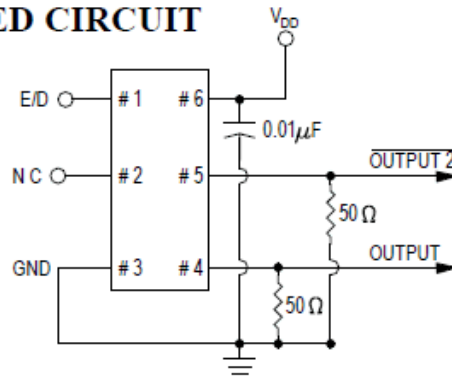
Rev. 4/16/2015

Page 2 of 2

http://www.foxonline.com/need_a_sample.htm

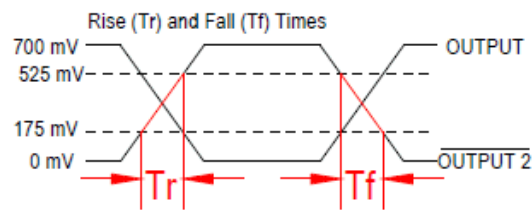
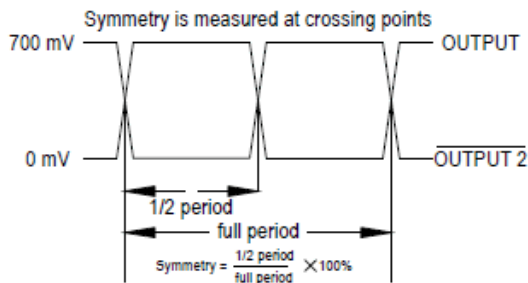
Need a
Sample®

RECOMMENDED CIRCUIT



Recommended Output Termination
50 Ohms to Ground

WAVEFORM CHARACTERISTICS



TAPE SPECIFICATIONS (millimeters)

MODEL	A	B	C	D	E	F	STD Reel QTY
F730SL	∅1.55	4.0	8.0	7.5	16.0	2.0	2,000

REEL SPECIFICATIONS (millimeters)

MODEL	G	H	I	J	K	L	M
F730SL	2.5	∅13.2	∅21	∅60.5	∅180	17.0	1.5

