

TITLE: SPECIFICATION CONTROL DRAWING

PART IDENTIFIER: TS03XXW1F
(XX) DB VALUE

DESCRIPTION: CHIP ATTENUATOR, RoHS COMPLIANT

ASSEMBLY DWG: 1902274

1.0 SPECIFICATIONS:

- 1.1 ELECTRICAL:
 - 1.1.1 IMPEDANCE: 50 OHMS NOMINAL.
 - 1.1.2 FREQUENCY RANGE: DC-8 GHZ.
 - 1.1.3 ATTENUATION VALUES AVAILABLE: 1-20 DB IN 1 DB INCREMENTS.
 - 1.1.4 ATTENUATION ACCURACY: SEE TABLE.

ATTENUATION ACCURACY		
DB	DC - 4 GHZ	4 - 8 GHZ
1 -3	±0.3	±0.5
4 - 6	±0.4	±0.5
7 - 10	±0.5	±0.5
11 - 15	±0.75	+0.5,-3.0
16 - 20	±1.0	+0.5,-4.0

- 1.1.5 VSWR: DC - 4 GHZ - 1.25.
4 - 8 GHZ - 1.35.
- 1.1.6 INPUT POWER: 2 WATTS CW.
 - 1.1.6.1 FULL RATED POWER TO 125°C, DERATED LINEARLY TO 0 WATTS AT 150°C.
 - 1.1.6.2 PEAK POWER, 50 WATTS FOR 10US PULSE WIDTH @ 1% DUTY CYCLE.
- 1.2 MECHANICAL:
 - 1.2.1 OUTLINE DWG: SEE SHEET 2.
 - 1.2.2 WORKMANSHIP: PER MIL-PRF-55342.
- 1.3 ENVIRONMENTAL:
 - 1.3.1 ALTITUDE:
 - 1.3.1.1 NON-OPERATING: SEA LEVEL TO 50,000 FEET.
 - 1.3.1.2 OPERATING: SEA LEVEL TO 50,000 FEET.
 - 1.3.2 TEMPERATURE RANGE:
 - 1.3.2.1 NON-OPERATING: -55°C TO +150°C.
 - 1.3.2.2 OPERATING: -55°C TO +150°C.
 - 1.3.3 VIBRATION: PER MIL-STD-202, METHOD 204, COND. D.
 - 1.3.4 SHOCK: PER MIL-STD-202, METHOD 213, COND. I.
 - 1.3.5 MOISTURE RESISTANCE: PER MIL-STD-202, METHOD 106 EXCEPT SUBCYCLE STEPS 7A AND 7B AND POLARIZATION AND LOAD ARE NOT APPLICABLE.

2.0 UNIT MARKING: "DB VALUE". LEGIBILITY AND PERMANENCY PER MIL-STD-130.

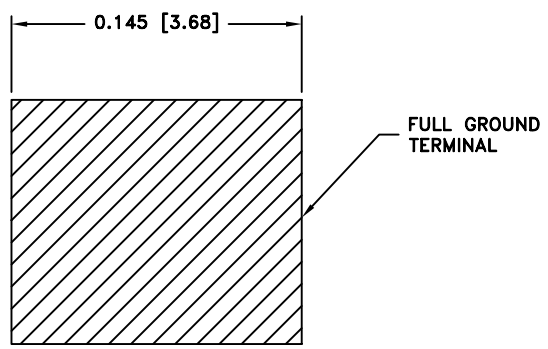
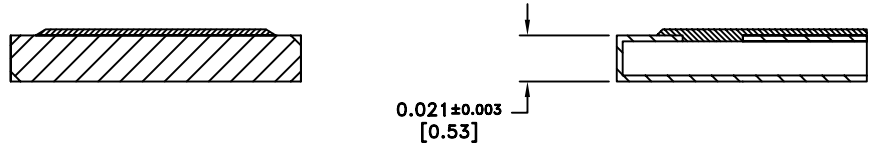
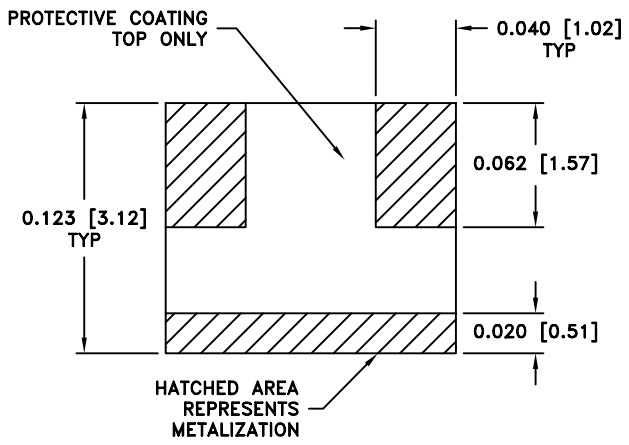
3.0 QUALITY ASSURANCE:

- 3.1 SAMPLE INSPECT PER ANSI/ASQC Z1.4 GENERAL INSPECTION, LEVEL II, AQL = 1.0.
 - 3.1.1 VISUAL AND MECHANICAL EXAMINATION FOR CONFORMANCE TO OUTLINE DWG REQUIREMENTS.
- 3.2 PERFORM INSPECTION IN ACCORDANCE WITH 824W170 AND 824F036 FOR COMMERCIAL GRADE PRODUCT.
- 3.3 TEST DATA REQUIREMENTS:
 - 3.3.1 NO TEST DATA REQUIRED FOR CUSTOMER.
 - 3.3.2 DATA RETENTION – 24 MONTHS.

4.0 PACKAGING: STANDARD PACK PER 755W002.
RoHS

EMC TECHNOLOGY 8851 SW OLD KANSAS AVE. STUART, FL 34997	CAGE CODE # 24602		DWG #	1012285000
	CHANGE NOTICE	EN 10-E0031	REV LVL	-
			SHEET	1 OF 2

PART ID REF
TS03XXW1F

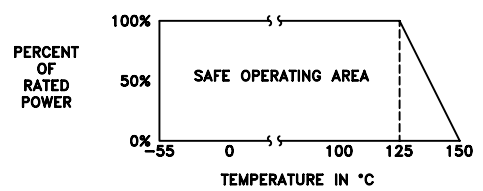


MECHANICAL SPECIFICATIONS:

SUBSTRATE:
MATERIAL - ALUMINA, MIL-I-10.
TERMINAL & GROUND PLANE:
MATERIAL - THICK FILM, SILVER PLATED.
RESISTIVE ELEMENT:
MATERIAL - THIN FILM, TANTALUM NITRIDE.

METRIC EQUIVALENTS GIVEN IN [mm]
FOR REFERENCE INFORMATION ONLY

POWER RATING AND DERATING



8851 SW OLD KANSAS AVE
STUART, FL 34997
PHONE NO. (772) 286-9300
FAX NO. (772) 283-5286

UNLESS OTHERWISE SPECIFIED DIMENSIONS ARE IN INCHES		THESE DRAWINGS AND SPECIFICATIONS ARE THE PROPERTY OF EMC TECHNOLOGY INC AND SHALL NOT BE DUPLICATED OR USED AS BASIS FOR THE MANUFACTURE OR SALE OF PARTS OR DEVICES WITHOUT PERMISSION.					
TOLERANCES		CAGE CODE	SCALE	DRAWN BY	CHECKED BY	APPROVED BY	
FRACT	---	24602	16:1	JG 1/19/10			
ANG	---	REV	CHANGE NOTICE		DRAWING NO	SHEET	
XX	---	-	EN 10-E0031		1012285000	2 OF 2	
XXX	±0.005						
XXXX	---						