

Adapters, In-Series

Type N, Economy, DC - 6 GHz

SPECIFICATIONS:

Models: 5185, 5188, 5189

Electrical:

Frequency Range _____ DC - 6.0 GHz
VSWR _____ 1.20:1 Max.
Impedance _____ 50 Ohms
Operating Temp Range _____ -45°C to +120°C

Mechanical:

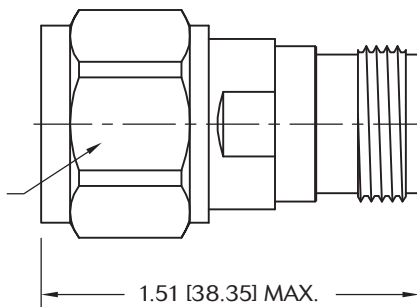
Connectors _____ Plated Brass
Conductors _____ Gold Plated Beryllium Copper or Brass

AEROFLEX
A passion for performance.

Model Number: **5189**

Male/Female Connectors

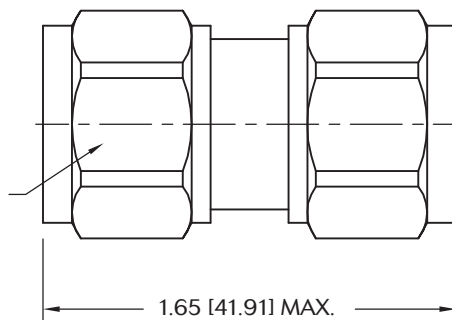
NUT SHOWN IS A HEX NUT
BUT UNIT MAY BE SUPPLIED
WITH KNURLED NUT.



Model Number: **5188**

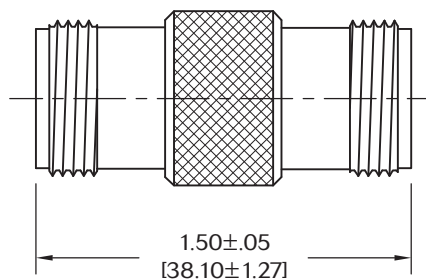
Male/Male Connectors

NUTS SHOWN ARE HEX NUTS
BUT UNIT MAY BE SUPPLIED
WITH KNURLED NUTS.



Model Number: **5185**

Female/Female Connectors



Note: Dimensions in Brackets are Expressed in Millimeters and are for Reference Only.
Design specifications are subject to change without notice.
Contact factory for technical specifications before purchasing or use.

5189: REV F

AEROFLEX
INMET

Aeroflex / Inmet, Inc. • 300 Dino Drive, Ann Arbor, MI 48103 • U.S.A.
888-244-6638 or 734-426-5553 • FAX: 734-426-5557
www.aeroflex.com/inmet • inmet@aeroflex.com