

Model 3T Model 4T Ruggedized SMA Connectors

dc to 12.4 GHz
dc to 18.0 GHz
2 Watts



Features

- /// Rugged injection molded connectors.
- /// Designed to meet environmental requirements of MIL-DTL-3933.
- /// Small Package Size
- /// Usable to 22 GHz.

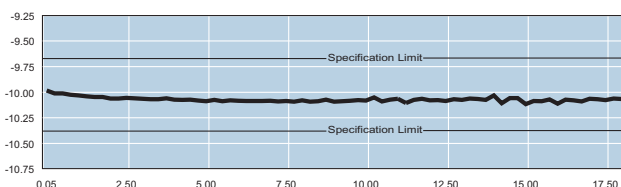
Specifications

NOMINAL IMPEDANCE: 50 Ω

FREQUENCY RANGE: Model 3T: dc to 12.4 GHz
Model 4T: dc to 18.0 GHz

MAXIMUM DEVIATION OVER FREQUENCY:

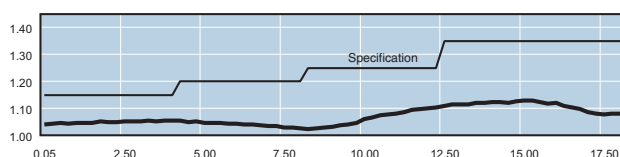
Nominal ATTN (dB)	3T	4T
1 - 6	± 0.30	± 0.30
7 - 12	± 0.30	± 0.50
20	± 0.50	± 0.70
30, 40	± 0.75	± 1.00
50, 60	± 1.00	± 1.50



Typical Attenuation Performance of 4T-10

MAXIMUM SWR:

Frequency (GHz)	3T	4T
dc - 4	1.15	1.15
4 - 8	1.20	1.20
8 - 12.4	1.25	1.25
12.4 - 18	---	1.35



Typical SWR of a Model 4T-10

POWER RATING: 2 watts **average** to 25°C ambient temperature, derated linearly to 0.5 watts at 125°C. 500 watts **peak** (5 μsec pulse width; 0.2% duty cycle).

POWER COEFFICIENT: < 0.005 dB/dB/watts

TEMPERATURE COEFFICIENT: < 0.0004 dB/dB/°C

TEMPERATURE RANGE: -55°C to +125°C

TEST DATA: Swept data plots of attenuation and SWR from 50 MHz to 12.4 / 18 GHz is available at additional cost.

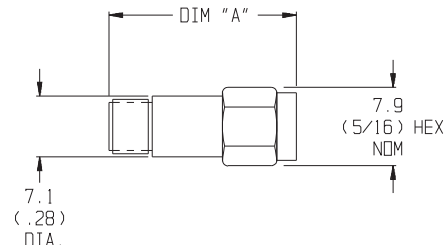
CONNECTORS: SMA connectors per MIL-STD-348 interface dimensions - mate nondestructively with SMA, 3.5mm, SMK and other 2.92mm per MIL-C-39012.

CONSTRUCTION: Passivated stainless steel body and connectors; gold plated beryllium copper contacts.

WEIGHT (Both Models):

dB VALUE	WEIGHT (Net)
1 - 12	3.9 g (0.14 oz)
20	4.3 g (0.15 oz)
30	6.5 g (0.23 oz)
40, 50, 60	12.7 g (0.45 oz)

PHYSICAL DIMENSIONS:



dB VALUE	DIM A ± 0.5 (0.02)
1-12	21.8 (0.86)
20	23.9 (0.94)
30	26.5 (1.04)
40, 50, 60	34.3 (1.35)

NOTE: All dimensions are given in mm (inches) and are maximum, unless otherwise specified.

MODEL NUMBER DESCRIPTION:

Example:

