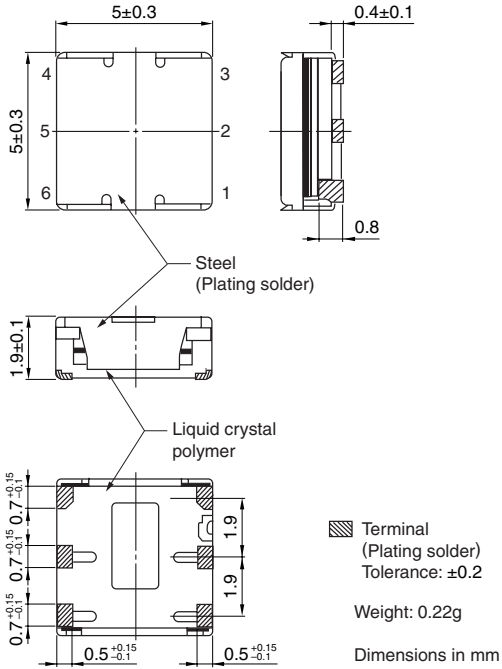


# Circulators/Isolators SMD

## CU Series CU452

### SHAPES AND DIMENSIONS

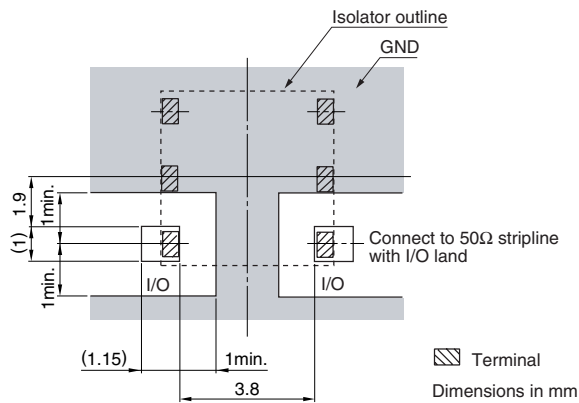


### TERMINAL FUNCTIONS

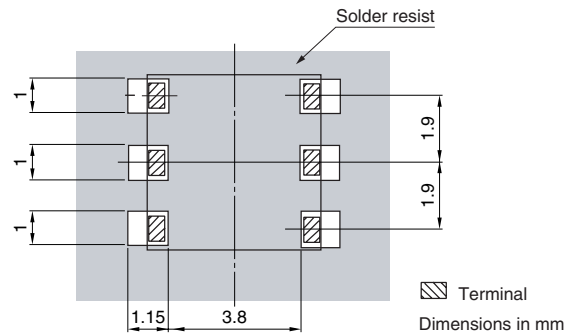
No.	A(CW)	B(CCW)
1	IN	OUT
2	GND	GND
3	GND	GND
4	GND	GND
5	GND	GND
6	OUT	IN

### RECOMMENDED PC BOARD PATTERN

#### LAND



#### SOLDER RESIST



## ELECTRICAL CHARACTERISTICS

### CU452□\*11F-□\*2-1TE2 (5x5x2mm Isolator)

\*1 Direction CW-'A' or CCW-'B'

\*2 Center frequency

Other frequencies available on your request.

Use	Frequency range (MHz)	Center frequency (MHz)	Isolation (dB) min.	Insertion loss (dB) max.	VSWR max. $Z_0=50\Omega$	Handling power (W)	Capacity of built-in resistor (W)	Temperature range (°C)	Weight (g)
Cellular	824 to 849	836.5	14	0.65	1.5				
	869 to 894	881.5							
GSM900	880 to 915	897.5	14	0.7	1.5				
	925 to 960	942.5							
DCS	1710 to 1785	1747.5	13	0.7	1.5	2.5	0.6*	-35 to +85	0.22
	1805 to 1880	1842.5							
PCS	1850 to 1910	1880	14	0.6	1.5				
	190 to 1990	1960							
TD-SCDMA	2010 to 2025	2017.5	14	0.6	1.5				
WCDMA	1920 to 1980	1950	14	0.6	1.5				
	2110 to 2170	2140							

\* Bottom surface to be kept below +85°C.